

अखिल भारतीय आयुर्विज्ञान संस्थान, नई दिल्ली

ALL INDIA INSTITUTE OF MEDICAL SCIENCES, New Delhi

विवरणिका PROSPECTUS



2020

FOR AIIMS NEW DELHI:

1. BACHELOR OF OPTOMETRY
2. B.SC.(H) MEDICAL TECHNOLOGY IN RADIOGRAPHY (MTR)
3. B.SC. COURSE IN DENTAL OPERATING ROOM ASSISTANT (DORA)
4. B.SC. COURSE IN DENTAL HYGINE
5. B.SC. COURSE IN OPERATION THEATRE TECHNOLOGY (OTT)
6. B.SC.(H) NURSING
7. B.SC. Nursing (POST BASIC)

FOR AIIMS BHUBNESWAR:-

8. MEDICAL LABORATORY TECHNOLOGY (MLT)
9. B.Sc in OPERATION THEATRE & ANAESTHESIOLOGY TECHNOLOGY (OTAT)
10. B.Sc in MEDICAL TECHNOLOGY in RADIOGRAPY (MTR)
11. B.Sc. in MEDICAL TECHNOLOGY IN RADIOTHERAPY (M.T.RT)

FOR AIIMS RISHIKESH:-

12. B.Sc in Anaesthesia Technology
13. B.Sc in Urology Technology
14. B.Sc in Perfusion Technology
15. B.Sc in Nuclear Medicine Technology
16. B.Sc Radiotherapy Technology
17. B.Sc sleep Laboratory Technology
18. B.Sc in Respiratory Therapy
19. B.Sc in Neuro-monitoring Technology
20. B.Sc in Orthopaedics Technology
21. B.Sc in Medical Laboratory Technology
22. B.Sc in Dental Hygine
23. B.Sc in Dental Operating Room Assistant
24. Bachelor of optometry





All India Institute of Medical Sciences
Ansari Nagar
New Delhi 110608
Web site: www.aiims.edu



All India Institute of Medical Sciences
Bhopal
Saket Nagar
Bhopal 462020
Madhya Pradesh
Web site: www.aiimsbhopal.edu.in



All India Institute of Medical Sciences
Bhubaneswar
Sijua
Ptarpada
Bhubaneswar 751019
Odisha
Web site: www.aiimsbhubaneswar.edu.in



All India Institute of Medical Sciences
Jodhpur
Basni Industrial Area 2
Jodhpur 342005
Rajasthan
Web site: www.aiimsjodhpur.edu.in



All India Institute of Medical Sciences Patna
Phulwarisharif
Patna 801505
Bihar
Web site: www.aiimspatna.org



All India Institute of Medical Sciences Raipur
Tatibandh
GE Road
Raipur 492099
Chattisgarh
Web site: www.aiimsraipur.edu.in



All India Institute of Medical Sciences Rishikesh
Virbhadraroad
Rishikesh 249201
Uttarakhand
Web site: www.aiimsrishikesh.edu.in

IMPORTANT DATES AT A GLANCE


Online Registration for applications

Basic Registration (PAAR) for <u>B.Sc(H) Nursing/B.Sc Nursing (Post-Basic)/B.Sc(Paramedical Courses) -2020</u>		Start Date : 12.12.2019 Closing Date: 31.01.2020 (5.00 PM)
Status update (Accepted & Rejected) of Basic Registration		05.02.2020
Correction of deficiencies in Basic Registration that are <i>Rejected</i>		06.02.2020 - 17.02.2020
Final status (Accepted & Rejected) of Basic Registration for <u>B.Sc(H) Nursing/B.Sc Nursing (Post-Basic)/B.Sc(Paramedical Courses) -2020</u>		24.02.2020
Uploading of Prospectus		12.03.2020
Generation of Code for Final Registration for <u>B.Sc(H) Nursing/B.Sc Nursing (Post-Basic)/B.Sc(Paramedical courses) -2020 only for those whose Basic Registration is accepted.</u>		Start date: 14.03.2020 Closing date: 15.04.2020 (05:00 PM)
Final Registration(Payment of fees and city choice) only for those who have Generated Code for Final Registration.		Start date: 14.03.2020 Closing date:15.04.2020 (05:00PM)
Final Status of B.Sc(H) Nursing application & Rejected application with reason for rejection.		22.04.2020
Final Status of B.Sc Nursing(Post Basic) and B.Sc (Paramedical courses) application & Rejected application with reason for rejection.		24.04.2020
Last date for submission of required documents for Regularization of Rejected Application. No Correspondence will be entertained after 04.05.2020 under any circumstances and candidates are requested Not to Contact the Examination Section		04.05.2020 (05.00PM)
Hosting/uploading of Admit Cards of <u>B.Sc(H) Nursing</u> on AIIMS website		13.05.2020(Tentative)
Hosting/uploading of Admit Cards of <u>B.Sc Nursing (Post-Basic)/ B.Sc (Paramedical courses)</u> on AIIMS website		15.05.2020 (Tentative)
Date & Timing of Examination of B.Sc Nursing (Post-Basic)	6 st June, 2020	10.00-11.30 AM
Date& Timing of Examination of B.Sc (Paramedical courses)	20 th June, 2020	10.00 - 11.30 AM
Date & Timing of Examination of B.Sc(H) Nursing	28 ^d June, 2020	10.00 - 12.00 Noon

IMPORTANT NOTICE


1. Fill and complete all steps of Registration viz i. Basic Registration ii. Generation of code and iii. Final Registration. For candidature all steps of Registrations are compulsory.
2. After completing Basic Registration no amendments / rectification/ change/ edits is allowed.
3. Applicants may note that further correspondence will Not be entertained in this regard.

Dates for Entrance Examination and Counselling for B.Sc Courses

 B.Sc. Nursing (Post-Basic) [AT AIIMS, NEW DELHI]			
Entrance Examination [ONLY ONLINE MODE] (<i>Morning Shift</i>)	06 th June	2020	Saturday
Expected Date of Declaration of Examination Results (Stage-1)	13 th June	2020	Saturday
Interview & Personnel Assessment	23 th June	2020	Tuesday
Declaration of Final Result	29 th June	2020	Monday

- FOR Delhi AIIMS : i) Bachelor of Optometry , ii) B.Sc. (H) in Medical Technology in Radiography, iii) B.Sc. course in Dental Operating Room Assistant, iv) B.Sc. course in Dental Hygiene, v) B.Sc. course in Operation Theatre Technology
- For Bhubneswar AIIMS : i) Medical Laboratory Technology, ii) Operation Theatre & Anaesthesiology Technology (OTAT), iii) Medical Technology in Radiography (MTR) iv) Medical Technology in Radiotherapy (M.T.R.T)
- For AIIMS Rishikesh:- B.Sc in Anaesthesia Technology, B.Sc in Urology Technology, B.Sc in Perfusion Technology, B.Sc in Nuclear Medicine Technology, B.Sc Radiotherapy Technology, B.Sc sleep Laboratory Technology, B.Sc in Respiratory Therapy, B.Sc in Neuro-monitoring Technology, B.Sc in Orthopaedics Technology, B.Sc in Medical Laboratory Technology, B.Sc in Dental Hygiene, B.Sc in Dental Operating Room Assistant, Bachelor of optometry

Entrance Examination [ONLY ONLINE MODE] (<i>Morning Shift</i>)	20 th June	2020	Saturday
Expected Date of Declaration of Examination Results	1 st July	2020	Wednesday
Tentative date of 1 st Counseling			
Tentative date of 2 nd Counseling *			
Tentative date of Open Counseling *			

 B.Sc. (Hons) Nursing [AT ALL 7 AIIMS]			
Entrance Examination [ONLY ONLINE MODE](Morning Shift)	28 th June	2020	Sunday
Expected Date of Declaration of Examination Results	07 th July	2020	Tuesday
Tentative date of 1 st Online Counselling [For All 7 AIIMS] *		2020	
Tentative date of 2 nd Online Counselling [FOR ALL 7 AIIMS] *		2020	
Tentative date of Open Counselling [For AIIMS, NEW DELHI only] if seats are vacant *		2020	

*The Counselling process and final dates will be uploaded on the website www.aiimsexams.org separately.

शरीरमाद्यं खलु धर्मसाधनम्

IMPORTANT INFORMATION

APPLICATION & REGISTRATION FEES

Category	Application Fees	Transaction Fees
General / Unreserved (UR)	1500.00	As applicable
Other Backward Classes {OBC}	1500.00	As applicable
Scheduled Caste (SC)	1200.00	As applicable
Scheduled Tribe (ST)	1200.00	As applicable
Economically Weaker Section	1200.00	As applicable
Person With Benchmark Disability (PWBD)	Nil	Not Applicable

MODE OF PAYMENT:- Through Credit Card / Debit Card / Net Banking

Display of Results

Results will be available on website www.aiimsexams.org

Result of individual candidate will NOT be informed on telephone and candidates are advised NOT to call the Examination Section for such information.

APPLICATION & REGISTRATION

1. All Applicants are advised to read the Prospectus and Help Manual carefully before starting of online Final registration and ensure that no column is left blank. In the event of rejection of the application form, no intimation will be provided and no correspondence / request for reconsideration will be entertained.
2. Most problems in online registration occurs when the applicant has not followed instructions laid down in the Prospectus and Help Manual or have started online registration without reading the Prospectus or Help Manual
3. Please do not wait till the last moment for registration (CHECK THE LAST DATE FOR REGISTRATION)
4. Candidate applying under OBC/EWS category must possess valid caste certificate by the competent authority issued within closing date of final Registration i.e. 16.04.2019 to 15.04.2020. The Certificate must be valid for admission in Central Govt. Institutions.
5. In the event of NetBanking / Debit Card / Credit Card not being accepted, AIIMS shall not be responsible for non-payment (kindly check your Status in MY PAGE to confirm)
6. Incomplete applications will be rejected.
7. Applicants may familiarize themselves with the method of Examination by taking the Mock Test available on the website: www.aiimsexams.org after upload of Admit Card.
8. Please visit www.aiimsexams.org regularly for latest notification / announcement as well as any Addendum / Corrigendum / Latest updates etc. regarding the Examination.
9. To facilitate quick redressal of queries use registered email id of Registration Form. Replies / Clarifications will only be given through this email.
10. The list of shortlisted candidates will be made available on the website and email/sms alert to the registered e-mail id/ mobile no. will be sent. No SEPARATE CALL LETTER WILL BE SENT BY POST. Candidates are advised to regularly visit the official website of AIIMS for any upload with regard to admit card, result, counselling etc.

Please save and download a print of all Registration processes and retain the copies of all Registration processes till completion of admission process

CONTENTS

SL. NO.	PARTICULARS	PAGE NO.
Section 1	Introduction	1
Section 2	Aims and Objectives	1
Section 3	Courses Available	2
Section 4	Aims & Objectives of the Courses	2-4
Section 5	Duration & Number of Seats	5-6
Section 6	Reservation of Seats	7-8
Section 7	Admission Requirements	8-9
Section 8	Schemes of Competitive Entrance Examination & procedure for selection	9-12
Section 9	Requirements for Admission of Foreign Nationals candidates & OIC	13
Section 10	Guidelines to Fill Application form	13-14
Section 11	Important Instructions	14-17
Section 12	Medical Examination	17
Section 13	Fees and Other Expenses	18
Section 14	Hostel Accommodation	18
Section 15	Stipend	19
Section 16	Institute Library	19
Section 17	Code of Conduct for Students	19-20
Section 18	Appendix-II “ Instruction for Online Application”	21-36
Section 19	Instructions for Uploading Images (Photographs, Signature & Thumb Impression)	37-47
	Proforma for Other Backward Class (OBC) Certificate	50
	Proforma Economically Weaker Section (EWS) Certificate	51
	Form of SC/ST Certificate prescribed	52

Frequently Asked Questions Enquiries relating to Entrance Examination (FAQs) Please visit www.aiimsexams.org

INTRODUCTION

1.1 AIIMS, NEW DELHI

An Act of Parliament in 1956 established the All India Institute of Medical Sciences (AIIMS, New Delhi), as an autonomous institution of national importance and defined its objectives and functions. By virtue of this Act, the Institute grants its own medical degrees and other academic distinctions. The degrees granted by the Institute under the All India Institute of Medical Sciences Act are recognized medical qualifications for the purpose of the Indian Medical Council Act and notwithstanding anything contained therein, are deemed to be included in the first schedule of that Act, entitling the holders to the same privileges as those attached to the equivalent awards from the recognized Universities of India.

1.2 SIX OTHER AIIMS

Under the Pradhan Mantri Swasthya Suraksha Yojana 6 new All India Institutes of Medical Sciences have been established similar to AIIMS, New Delhi. Government of India had decided that from Academic Session August, 2013, B.Sc. (Hons) Nursing course will be started in six new AIIMS at Bhopal, Bhubaneswar, Jodhpur, Patna, Raipur and Rishikesh. The proposal is for an intake of 75 students for each except AIIMS Rishikesh intake of 100 students for B.Sc. (Hons) Nursing Course. The Ministry after deliberation took the view that selection for admission should be done through the same entrance examination through which candidates are selected for AIIMS New Delhi. The counseling and admission in six new AIIMS will be done by the Ministry of Health & Family Welfare, Government of India. Any dispute in regard to counseling and admission to six new AIIMS will be dealt with by Ministry of Health and Family Welfare, Nirman Bhavan, New Delhi.

2

AIMS & OBJECTIVES

2.1 AIIMS, NEW DELHI

In the field of Under graduate education, the most essential function of the Institute is to provide opportunities for training teachers for medical colleges in the country in an atmosphere of research and enquiry. The under graduate students are exposed to the newer methods of teaching and given opportunities to actively participate in teaching exercises. The other important objectives of the Institute are to bring together in one place educational facilities of the highest order for the training of personnel in all the important branches of health activity and to attain self-sufficiency in under graduate & postgraduate medical education. The educational principles and practices being adopted are those which are best suited to the needs of the nation.

2.2 SIX OTHER AIIMS

Aims and objectives of the Six other AIIMS institutes are also of similar nature as mentioned above for AIIMS, New Delhi.

A. Under-Graduate Courses for AIIMS New Delhi :

1. Bachelor of Optometry
2. B.Sc.(Hons.) Medical Technology in Radiography
3. B.Sc. in Dental Operating Room Assistant
4. B.Sc. in Dental Hygiene
5. B.Sc. in Operation Theatre Technology
6. B.Sc. Nursing (Post-Basic)
7. B.Sc. (Hons.) Nursing (Applicable to all 7 AIIMS)

B. Under –Graduate Course for AIIMS, Bhubanewar

1. MEDICAL LABORATORY TECHNOLOGY (MLT)
2. B.Sc in OPERATION THEATRE & ANAESTHESIOLOGY TECHNOLOGY (OTAT)
3. B.Sc in MEDICAL TECHNOLOGY in RADIOGRAPY (MTR)
4. B.Sc. in MEDICAL TECHNOLOGY IN RADIOTHERAPY (M.T.RT)

C. Under –Graduate Course for AIIMS, Rishikesh

1. B.Sc in Anaesthesia Technology
2. B.Sc in Urology Technology
3. B.Sc in Perfusion Technology
4. B.Sc in Nuclear Medicine Technology
5. B.Sc Radiotherapy Technology
6. B.Sc sleep Laboratory Technology
7. B.Sc in Respiratory Therapy
8. B.Sc in Neuro-monitoring Technology
9. B.Sc in Orthopaedics Technology
10. B.Sc in Medical Laboratory Technology
11. B.Sc in Dental Hygiene
12. B.Sc in Dental Operating Room Assistant
13. Bachelor of optometry

AIMS & OBJECTIVES OF THE COURSES

A. Undergraduate Courses :**1. Bachelor of Optometry****A. Basic Medical Sciences :**

- (i) To achieve general understanding of human biology.
- (ii) To achieve in-depth knowledge of science related to Optometry and ophthalmology (Anatomy, Physiology, Biochemistry, Pharmacology, Microbiology and Optics).

B. Clinical :

The objectives of the clinical work are to enable a candidate to work under the supervision of an ophthalmologist and optometrist so as to understand anatomical, physiological basis of clinical ophthalmology and its implications and applications in optometry and to enable him to:

- (i) Practice independently in hospital, clinics and in community to execute an integrated approach of promotive, preventive, diagnostic and rehabilitative aspects of ophthalmic care.
- (ii) Develop skills to carry out various ophthalmic investigations as directed.
- (iii) Assess disorders of ocular motility and uniocular and binocular functions and give orthoptic and pleoptic exercises as directed.
- (iv) Perform refraction and making of glasses.
- (v) Assess contact lens patients and fit contact lenses in various conditions independently.
- (vi) Maintain records of patients, investigation and treatment, follow up records.

C. Machinery and equipment:

To enable the students to understand the principles of equipment used in ophthalmology, perform routine optometry investigations.

2. B.Sc. (Hons.) Medical Technology in Radiography

- (i) To provide basic knowledge of human anatomy and physiology for understanding human biology.
- (ii) To provide basic understanding of the beneficial and harmful effect of X-ray radiation and protective measures while working with it and physical principles of other imaging modalities like Ultrasound and MRI.

- (iii) To train the student to operate X-ray and other imaging equipments, perform all Routine radiographic techniques and produce images of good diagnostic quality with minimum radiation dose.
- (iv) To train a student to work independently as a competent imaging technologist and produce teachers for the future.

3. **B.Sc. (Hons.) Nursing**

- (i) To develop in a student the qualities of a nurse who can provide comprehensive nursing care to the sick admitted to the hospital with varied medical and surgical conditions.
- (ii) To train a student as midwife, able to give necessary supervisory care and services to women during pregnancy, labour and postpartum period, to conduct deliveries on her own responsibility and to take care of the newborn and the infant.
- (iii) To impart training to the student so as to enable her to teach and supervise appropriate nursing and health care to patients, families, the general public and other co-operating personnel in the health care delivery system, thus taking part in the promotion of health, prevention of disease and in rehabilitation.

4. **B.Sc. Nursing (Post-Basic) :**

- (i) To train nurses to provide comprehensive nursing care to patients/clients that contribute to health of individuals, families and communities in preventive, promotive, curative and restorative health care delivery system.
- (ii) To develop skills in nursing management and teaching at basic level.
- (iii) To produce nurses who can demonstrate communication skills, leadership Qualities and decision making abilities in various situations.

5. **B.Sc. IN DENTAL OPERATING ROOM ASSISTANT**

Aim of the Course: the course aims to produce caring, knowledgeable, competent and skillful professionals, who are above to accept professional responsibility for their contribution to the effective and safe care of patients. These professionals will appreciate the need for continuing professional development and apply advances in relevant knowledge throughout their career.

6. **B.Sc. IN DENTAL HYGINE**

Aim of the Course: the course aims to produce caring, knowledgeable, competent and skillful professionals, who are above to accept professional responsibility for their contribution to the effective and safe care of patients. These professionals will appreciate the need for continuing professional development and apply advances in relevant knowledge throughout their career.

7. **B.Sc. COURSE IN OPERATION THEATRE TECHNOLOGY**

The course has been planned to upgrade the standard for the hospital operating theatre assistant. The students who have passed 10+2 schooling or equivalent to that or who are already working in the OT are planned to receive training. Very few Government hospitals in our country have got the facility for this course.

The proposed training in this field will enable them to learn systematically the theoretical and practical aspects of operating room techniques and enable us to select trained technicians in this field. It has become essential as very highly technology oriented equipment of different types like anaesthesia machines & monitors, pain management devices, and other surgical equipments are commonly used in the modern operation theatre and ICU.

SCOPE:

- i. The Course prepares the operating theatre technologist to work as a competent and reliable member of the health care team who can work harmoniously with doctors, nursing and other health care support staff for effective delivery of patient care.
- ii. Training also focuses on the knowledge and skills of monitoring infection control policy and procedures in the operating theatre.
- iii. This programme prepares individuals to assist anaesthesiologists, and surgeons in developing and implementing patient anaesthesia care plans, including preoperative, operation theatre, recovery room, post-operative care, intensive care procedures and pain interventions procedures.
- iv. The program is intended to equip the candidates in modern day operation room technology including patient data collection and adherence to safety check lists, communication and soft skills, ethics, safe transfer of patient, in and out of operation theatre.
- v. The candidate will be trained for perioperative management includes patient data collection, airway management, assisting the administration and monitoring of regional and peripheral nerve blockades, support therapy, adjusting anaesthetic levels during surgery, inter-operative monitoring, postoperative procedures, pain clinics and patient education.
- vi. Course will also prepare candidate to provide the anaesthesia support services & surgical care basics like manifold system, central sterilization system, installation, maintenance, basic care and troubleshooting of various electrosurgical devices, laparoscopic, endoscopic and robotic instruments, basic asepsis, wound care and dressing, common surgical procedures like catheterization, chest and abdominal drainage, basic knowledge of common surgical instruments and suture materials, safe use and disposal of sharps, universal precautions, biomedical waste management and administrative tasks.

*PLEASE VISIT THE WEBSITE OF RESPECTIVE AIIMS FOR DETAILED INFORMATION.

शरीरमाद्यं खलु धर्मसाधनम्

5 (A) NUMBER OF SEATS:

S.N.	Name of Disipline	AIIMS	Total seats	UR	SC	ST	OBC	EWS	PWBD
1.	Bachelor of Optometry	DELHI	24	10	4	2	6	2	1(SC)
2.	B.Sc. (H) Medical Technology in Radiography (MTR)	DELHI	11	5	1	1	3	1	0
3.	B.Sc. in Dental Operating Room Assistant (DORA)	DELHI	10	3	2	1	3	1	0
4.	B.Sc. in Dental Hygiene (DH)	DELHI	5	3	1	0	1	0	0
5.	B.Sc. in Operation Theatre Technology (OTT)	DELHI	6	1	1	1	2	1	1(OBC)
6.	Medical Laboratory Technology (MLT)	BHUBANESWAR	13	6	2	1	3	1	
7.	Operation Theatre & Anaesthesiology (OTAT)	BHUBANESWAR	13	7	2	0	3	1	
8.	Medical Technology in Radiography	BHUBANESWAR	13	5	2	1	4	1	
9.	Medical Technology in Radiotherapy	BHUBANESWAR	7	2	1	1	2	1	

B. B.Sc courses for AIIMS Rishikesh

S.N.	Name of Disipline	AIIMS	Total Seats	UR	OBC	SC	ST	EWS	PWBD
1	B.Sc in Anaesthesia Technology	Rishikesh	6	5	1	0	0	0	1
2	B.Sc in Urology Technology	Rishikesh	2	2	0	0	0	0	1
3	B.Sc in Perfusion Technology	Rishikesh	2	2	0	0	0	0	1
4	B.Sc in Nuclear Medicine Technology	Rishikesh	4	3	1	0	0	0	1
5	B.Sc Radiotherapy Technology	Rishikesh	5	4	1	0	0	0	1
6	B.Sc sleep Laboratory Technology	Rishikesh	4	3	1	0	0	0	1
7	B.Sc in Respiratory Therapy	Rishikesh	4	3	1	0	0	0	1
8	B.Sc in Neuro-monitoring Technology	Rishikesh	2	2	0	0	0	0	1
9	B.Sc in Orthopaedics Technology	Rishikesh	2	2	0	0	0	0	1
10	B.Sc in Medical Laboratory Technology	Rishikesh	24	12	6	3	1	2	1
11	B.Sc in Dental Hygiene	Rishikesh	2	2	0	0	0	0	1
12	B.Sc in Dental Operating Room Assistant	Rishikesh	2	2	0	0	0	0	1
13	Bachelor of optometry	Rishikesh	10	6	2	1	0	1	1
			69	48	13	4	1	3	

*Any amendment in seat position shall be made before declaration of result.

C. B.S.C. (HONS.) NURSING COURSE (For Female Candidates only)

S. N.	B.Sc. (Hons.) Nursing	Total	UR	UR PWBD	EWS	EWS PWBD	OBC	OBC PWBD	SC	SC PWBD	ST	ST PWBD
1.	New Delhi	96	38	2	10	1	26	1	15	1	7	0
2.	Bhopal	75	32	2	7	0	19	1	12	1	5	0
3.	Bhubaneswar	75	32	2	7	0	19	1	12	1	5	0
4.	Jodhpur	75	32	2	7	0	20	1	11	1	5	0
5.	Patna	75	30	1	8	0	20	1	11	1	6	0
6.	Raipur#	75	32	0	7	0	20	0	11	0	5	0
7.	Rishikesh	100	42	2	10	0	28	2	15	0	5	0
	Total	571	238	11	56	1	152	7	87	5	38	0

a 5% reservation for PWBD as per existing norms of Govt. of India shall be provided on horizontal basis.

*Any amendment in seat position shall be made before declaration of result.

D. B.SC NURSING (POST-BASIC) FOR AIIMS, NEW DELHI

S.N.		Total	UR	UR PWBD	EWS	EWS PWBD	OBC	OBC PWBD	SC	SC PWBD	ST	ST PWBD
1.	Seat for outsider Candidate	30	10	1	3	0	9	1	5	0	3	0
2.	Seats Researved for AIIMS Departmental Candidates	20	8	0	2	0	5	1	3	0	2	0

*Any amendment in seat position shall be made before declaration of result.

DURATION OF COURSES

B.Sc. Courses For AIIMS Delhi :		
1.	Bachelor of Optometry	(3+1) 4 years
2.	B.Sc.(H) Medical Technology in Radiography	3 years
3.	B. Sc. in Dental Operating Room Assistant	3 + ½ (Years)
4.	B.Sc. in Dental Hygiene	3 + ½ (Years)
5.	B.Sc. in Operation Theatre Technology	3 + ½ (Years)
6.	B.Sc Nursing (Post-Basic)	2 (years)
7.	B.Sc. (H) Nursing (For 7 AIIMS)	4 (years)
B. Sc. courses For AIIMS Bhubneswar :		
8.	Medical Laboratory Technology (MLT)	3 (Years)
9.	Operation Theatre & Anaesthesiology (OTAT)	3 (Years)
10.	Medical Technology in Radiography	3 (Years)
11.	Medical Technology in Radiotherapy (M.T.RT)	3 (Years)
B.Sc Courses for AIIMS Rishikesh:		
1	B.Sc in Anaesthesia Technology	(3+1) 4 Years
2	B.Sc in Urology Technology	3 Years
3	B.Sc in Perfusion Technology	(3+1) 4 Years
4	B.Sc in Nuclear Medicine Technology	(3+1) 4 Years
5	B.Sc Radiotherapy Technology	3 Years
6	B.Sc sleep Laboratory Technology	3+½ Years
7	B.Sc in Respiratory Therapy	3+½ Years
8	B.Sc in Neuro-monitoring Technology	3 Years
9	B.Sc in Orthopaedics Technology	3 Years
10	B.Sc in Medical Laboratory Technology	3 Years
11	B.Sc in Dental Hygiene	3+½ Years
12	B.Sc in Dental Operating Room Assistant	3+½ Years
13	Bachelor of optometry	(3+1) 4 Years

The academic session commences on 1st August every year. Selected candidates have to join with the timeline indicated by Academic Section, AIIMS in offer letter issued to respective candidate after various round of Online Counselling. No candidate will be admitted in the courses in any circumstances beyond 30th September of the year of admission.

A. AIIMS, NEW DELHI

Reservation of seats at AIIMS, New Delhi is as follows:

Other Backward Class: 27%

Scheduled Caste: 15%

Scheduled Tribe: 7.5%

Economically weaker section: 10%

- If requisite number of suitable candidates is not available to fill up the seats reserved for the Scheduled Castes, the same will be filled by candidates belonging to the Scheduled Tribes and vice-versa
- In case suitable candidates are not available from the two reserved categories, the vacant seats will be filled up by the candidates from the general category
- In case suitable candidates are also not available in the OBC/EWS reserved category, the same will be filled up by the candidates from the general category
- For Indian Nationals, 5% reservation for Person With Benchmark Disability shall be provided on horizontal basis, in the seats advertised.

B. SIX OTHER AIIMS

From August 2013, Six New AIIMS like Institutions (viz: Bhopal, Bhubaneswar, Jodhpur, Patna, Raipur and Rishikesh) started with an intake of 75 students each except AIIMS Rishikesh intake of 100 students for B.Sc. (Hons) Nursing course. The reservation policy followed will be

Other Backward Class: 27%

Scheduled Caste: 15%

Scheduled Tribe: 7.5%

Economically Weaker Section: 10%

For Indian Nationals, 5% reservation for PERSON WITH BENCHMARK DISABILITY (PWBD) shall be provided on horizontal basis, in the seats advertised.

6.1 CRITERIA FOR OTHER BACKWARD CLASSES (NON-CREAMY LAYER) [OBC]

(Common to AIIMS, New Delhi & Six other AIIMS):

Reservation for OBC (Non-Creamy Layer) shall be according to the rules of the Government of India. Applicants are required to ensure that he/she does not belong to the persons/sections (Creamy Layer) mentioned in Column 3 of the Schedule to the Government of India, Department of Personnel & Training O.M. No. 36012/22/93-Estt. (SCT) dated 08/09/93 which is modified vide OM No. 36033/3/2004 Estt. (Res.) dated 09/03/2004 or the latest notification of the Government of India (ie. Central list). A format is provided at the end of the Prospectus. Certificate to be produced during counselling should be issued within closing date of final Registration i.e. 16.04.2019 to 15.04.2020.

6.2 CRITERIA FOR SCHEDULED CASTE / SCHEDULED TRIBE (SC /ST)

(Common to AIIMS, New Delhi & Six other AIIMS):

Reservation for SC/ST candidates will be according to the rules of Government of India. Applicants will be required to produce the necessary certificate in the format provided. During counseling the certificate as prescribed in M.H.A., O.M., No. 42/21/49-N.G.S. dated the 28.1.1952, as revised in Dept. of Per-& A.R. letter No. 36012/6/76-Est. (SCT), dated the 29.10.1977, to be produced by candidate belonging to a Scheduled Caste or a Scheduled Tribe in support of his/her claim.

6.3 CRITERIA FOR PERSONS WITH BENCHMARK DISABILITY (PWBD)

In accordance with the provisions of the Rights of Persons with Disabilities Act, 2016, 5% seats of the annual sanctioned intake capacity shall be filled up by candidates with benchmark disabilities, based on the merit list of **AIIMS B.Sc. (Hons.) Nursing Entrance Examination 2020**. For this purpose the Specified Disability contained in the Schedule to the Rights of Persons with Disabilities Act, 2016 is annexed in APPENDIX-6. The candidate must possess a valid document certifying his/her physical disability. The disability certificate should be certified by a duly constituted and authorized Medical Board of the State or Central Govt. Hospitals/Institutions. All PWBD candidates shall be evaluated by a Medical Board of the Institute to determine eligibility.

6.4 CRITERIA FOR ECONOMICALLY WEAKER SECTION [EWS]

Reservation for EWS shall be according to the rules of the Government of India. Applicants will be required to produce the necessary certificate in the format provided at the end of the prospectus in support of his/her claim. Certificate to be produced during counselling should be valid from 16.04.2019 to 15.04.2020.

COUNSELLING FOR:-

1. Bachelor of Optometry / B.Sc. (Hons.) Medical Technology in Radiography, B.Sc. Dental Operating Room Assistant, B.Sc. courses in Dental Hygiene, B.Sc. in Operation Theatre Technology for AIIMS, New Delhi;

2. B.Sc. (Hons.) Nursing for Seven AIIMS

3. **The Counselling process and final dates will be uploaded on the website www.aiimsexams.org separately**

NOTE:- THE LIST OF SHORTLISTED CANDIDATES WILL BE MADE AVAILABLE ON THE WEBSITE AND E-MAIL /SMS ALERT TO THE REGISTERED E-MAIL-ID/MOBILE NO. WILL BE SENT. NO SEPARATE CALL LETTER WILL BE ISSUED BY POST. CANDIDATES ARE ADVISED TO REGULARLY VISIT THE OFFICIAL WEBSITE OF AIIMS FOR ANY UPDATE WITH REGARD TO ADMIT CARD, RESULT, ONLINE COUNSELLING etc.

7

ADMISSION REQUIREMENTS

1. & 2 B.Sc. (Hons) Nursing, Bachelor in Optometry & B.Sc. (H) Medical Technology in Radiography B.sc Dental Hygiene, B.sc. in Dental Operating Room Assistant, B.Sc. in Operation Theatre Technology Courses:

A candidate is eligible to appear in Entrance Examination if he/she:

- is an Indian citizen
- has attained or will attain the age of 17 (seventeen) years as on the 31st of December of the year of admission (2020). [**Candidate born on or after 2nd January, 2004 are NOT eligible to apply.**]
- has passed the 12th class under the 10+2 scheme/Senior School Certificate Examination or Intermediate Science or an equivalent examination from a recognised University/ Board of any Indian State with English, Physics, Chemistry and Biology.
- Candidates for 1. Bachelor of Optometry 2. B.Sc. (H) Medical Technology in Radiography courses, 3. B. Sc. in Dental Operating Room Assistant, 4. B.Sc. in dental Hygiene, 5. B.Sc. in Operation Theatre Technology should have passed 10+2 or equivalent examination with English, Physics, Chemistry and either Biology or Mathematics. (for sl. No. 3, 4, 5, Biology is compulsory).
- has a minimum aggregate marks required in qualifying examination i.e. 10+2 or equivalent:

For B.Sc. (Hons.) Nursing: 55% for Gen/OBC/EWS (50% in case of SCs/STs categories) in aggregate in English, Physics, Chemistry and Biology.

For 1. Bachelor of Optometry 2. B.Sc. (Hons.) Medical Technology in Radiography Courses, 3. B. Sc. in Dental Operating Room Assistant, 4. B.Sc. in dental Hygiene, 5. B.Sc. in Operation Theatre Technology : 50% for Gen / OBC/EWS (45% in case of SCs / STs Categories) in aggregate in English, Physics, Chemistry and either Biology OR Mathematics. For sl. No. 3, 4, 5 Biology is compulsory)

FOR AIIMS Bhubaneswar:- 1. B.Sc. in Medical Laboratory Technology (MLT) & B.Sc. in Operation Theatre & Anaesthesiology:- 50% for Gen / OBC/EWS (45% in case of SCs / STs Categories) in aggregate in English, Physics, Chemistry and Biology and for **B.Sc. in Medical Technology in Radiography (MTR) and Medical Technology in Radiotherapy (M.T.R.T) :** 50% for Gen / OBC/EWS (45% in case of SCs / STs Categories) in aggregate in English, Physics, Chemistry and either Biology OR Mathematics.

FOR AIIMS RISHIKESH:- B.Sc in Anaesthesia Technology, B.Sc in Urology Technology, B.Sc in Perfusion Technology, B.Sc in Nuclear Medicine Technology, B.Sc Radiotherapy Technology, B.Sc sleep Laboratory Technology, B.Sc in Respiratory Therapy, B.Sc in Neuro-monitoring Technology, B.Sc in Orthopaedics Technology, B.Sc in Medical Laboratory Technology, B.Sc in Dental Hygiene, B.Sc in Dental Operating Room Assistant 50% for Gen / OBC/EWS (45% in case of SCs / STs Categories) in aggregate in English, Physics, Chemistry and Biology and for **Bachelor of optometry** 50% for Gen / OBC/EWS (45% in case of SCs / STs Categories) in aggregate in English, Physics, Chemistry and either Biology OR Mathematics.

Note : 1. For B.Sc. (Hons.) Nursing course, only female candidates are eligible.

(Common to AIIMS New Delhi & other Six AIIMS)

Note: 2. a) Candidates who are to appear in 12th class examination under 10+2 system or an equivalent examination in March/April 2020 and whose results are likely to be declared before 30th June, 2020 are also eligible to apply for B.Sc. (Hons.) Nursing, Bachelor of Optometry and B.Sc.(Hons.) Medical Technology in Radiography Courses.

b) Candidates who are due to appear at the qualifying examination, or have already appeared and are awaiting result, can also apply for admission. But such candidates must furnish proof of passing the qualifying examination with requisite percentage of marks and subjects at the time of counselling failing which their candidature will be cancelled.

3. B.Sc. Nursing (Post-Basic)

The candidate must have :

- Passed 12th class under 10+2 system of education or an equivalent examination from a recognised Board/ University. (Those who have passed 10+1 on or before 1986 are also eligible.)
- Diploma in General Nursing and Midwifery from any institution recognized by the Indian Nursing Council.
- Registration as nurse, RN, RM (registered nurse, registered midwife) with any State Nursing council. In case of male nurses, (if passed before implementation of new integrated course in 2003), beside being registered as a nurse with the State Nursing Council, should have obtained a certificate in General Nursing and instead of Training in Midwifery, training in any subject out of following, for a period of six months: i) O.T. Techniques, ii) Ophthalmic Nursing, iii) Leprosy Nursing, iv) TB Nursing, v) Psychiatric Nursing, vi) Neurological and Neuro Surgical Nursing, vii) Community Health Nursing, viii) Cancer Nursing, ix) Orthopaedic Nursing.

8

SCHEME OF COMPETITIVE EXAMS & PROCEDURE FOR SELECTION

Admission will be made entirely on the basis of performance of candidates at the Entrance Examination.

It is hereby informed that if any applicant provided false information solely for the purpose of appearing in the examination for practice or other purpose, the applicant will be debarred from AIIMS Examination in future. Further, all selected candidates may be verified with previous data. Therefore, all applicants are required to fill the application accurately.

- For AIIMS New Delhi (B.Sc. (Hons.) Nursing (**Common to all AIIMS**))
- For AIIMS New Delhi:- Bachelor of Optometry/ B.Sc. (H) in Medical Technology in Radiography/ B.Sc. in Dental Operating Room Assistant/ B.Sc. in Dental Hygiene / B.Sc. in Operation Theatre Technology/ Courses
- FOR AIIMS Bhubaneswar:- B.Sc. in Operation Theatre & Anaesthesiology Technology (OTAT), B.Sc. in Medical Laboratory Technician (MLT), B.Sc. in Medical Technology in Radiography (MTR) & B.Sc (H) in Medical Technology in Radiotherapy (M.T.R.T)
- For AIIMS Rishikesh:- B.Sc in Anaesthesia Technology, B.Sc in Urology Technology, B.Sc in Perfusion Technology, B.Sc in Nuclear Medicine Technology, B.Sc Radiotherapy Technology, B.Sc sleep Laboratory Technology, B.Sc in Respiratory Therapy, B.Sc in Neuro-monitoring Technology, B.Sc in Orthopaedics Technology, B.Sc in Medical Laboratory Technology, B.Sc in Dental Hygiene, B.Sc in Dental Operating Room Assistant, Bachelor of optometry

- The seats will be filled strictly on merit on the basis of the marks secured by the candidates at the Entrance Examination conducted by the Institute.
- The Entrance Examination will be conducted in **English & Hindi** language.
(i) Entrance Examination for B.Sc. (Hons.) Nursing for all AIIMS will be conducted in the following cities:

Name of the City/Centre	Code
Guwahati	AS01
Patna	BR01
Raipur	CG01
Chandigarh	CH01
Delhi	DL01
Bangalore	KA01
Thiruvananthapuram	KL01
Mumbai	MH01
Bhopal	MP01
Bhubaneshwar	OD01
Jodhpur	RJ01
Chennai	TN01
Dehradun	UK01
Kolkata	WB01

- The Entrance Examination for Bachelor in Optometry / B.Sc. (H) Medical Technology in Radiography, B.Sc. Dental Operating Room Assistant, B.Sc in Dental Hygiene , B.Sc. in Operation Theatre Technology (For AIIMS New Delhi) & B.Sc. in Medical Laboratory Technology , B.Sc. in Operation Theatre & Anaesthesiology Technology , B.Sc. in Medical Technology in Radiography and B.Sc in Medical Technology in Radiotherapy (For AIIMS Bhubaneswar) & B.Sc in Anaesthesia Technology, B.Sc in Urology Technology, B.Sc in Perfusion Technology, B.Sc in Nuclear Medicine Technology, B.Sc Radiotherapy Technology, B.Sc sleep Laboratory Technology, B.Sc in Respiratory Therapy, B.Sc in Neuro-monitoring Technology, B.Sc in Orthopaedics Technology, B.Sc in Medical Laboratory Technology, B.Sc in Dental Hygiene, B.Sc in Dental Operating Room Assistant, Bachelor of optometry will be conducted in Delhi/NCR only.

3. **The scheme of Entrance Examination for each course is as under:**

i) **B.Sc. (Hons.) Nursing (Common to all AIIMS)**

One paper of 2 hours duration and consisting of four parts containing objective type (Multiple Choice) Questions, with distribution of marks as under :

PART	SUBJECT	MARKS
A	Physics	30
B	Chemistry	30
C	Biology	30
D	General Knowledge	10
TOTAL		100

ii) Bachelor of Optometry / B.Sc. (Hons.) Medical Technology in Radiography/ B.Sc. Dental Operating Room Assistant, B.Sc in Dental Hygiene , B.Sc. in Operation Theatre Technology (For AIIMS New Delhi) & B.Sc. in Medical Laboratory Technology , B.Sc. in Operation Theatre & Anaesthesiology Technology , B.Sc. in Medical Technology in Radiography and B.Sc in Medical Technology in Radiotherapy (M.T.R.T) (For AIIMS Bhubaneswar) & B.Sc in Anaesthesia Technology, B.Sc in Urology Technology, B.Sc in Perfusion Technology, B.Sc in Nuclear Medicine Technology, B.Sc Radiotherapy Technology, B.Sc sleep Laboratory Technology, B.Sc in Respiratory Therapy, B.Sc in Neuro-monitoring Technology, B.Sc in Orthopaedics Technology, B.Sc in Medical Laboratory Technology, B.Sc in Dental Hygiene, B.Sc in Dental Operating Room Assistant, Bachelor of optometry

a) One paper of 1½ hours duration and consisting of objective type (Multiple Choice) questions in four parts of 30 questions each in the subjects of Physics, Chemistry, Biology and Mathematics. *The candidate may either attempt biology part or Mathematics part.*

b) Based on the result of the Entrance Examination, separate merit lists will be prepared for the General, OBC, EWS, Scheduled Caste and Scheduled Tribe categories.

Note:

The allocation of disciplines will be on merit basis & by online counseling. In each category the number of candidates called for online counseling will be 4 times the number of seats. The order of online counseling will be General/EWS/OBC/SC/ST. The counseling will be done strictly by combined merit list starting from Rank No.1. The candidates in order of merit will exercise their choice of subject according to availability of seats. When a reserved category candidate (who is in combined merit list) is called according to combined merit list, he/she will simultaneously be given an option to exercise his/her choice of subject both in unreserved category and his/her concerned reserved category. If such a candidate opts for the subject which is available at that time of his/her counseling, both in unreserved category and reserved category, he/she will be given seats only from unreserved category as he/she is in merit and will be treated as unreserved candidate and will consume an unreserved seat. He/she will be given the reserved seats only when his/her choice of the subject is available in the reserved category only, not in unreserved category and then will consume a reserved seat. When all the seats of unreserved category are finished then only reserved category online counseling will be done. Counseling will be held as per schedule given under 'At a Glance' on the inner side of the front cover of this Prospectus.

4. The general standard of each entrance examination will be that of 12th class under the 10+2 scheme or an equivalent examination of an Indian University/Board. **No syllabus for examination has been prescribed by the Institute.**

5. **Method of Resolving Ties:-** In case of two or more candidates belonging to the same category obtaining equal marks in the entrance examination, their inter se merit will be determined in order of preference as under:

- Candidates obtaining higher marks in Biology (or Mathematics, in the case of Para-Medical courses) in the entrance examination.
- Candidates obtaining higher marks in Chemistry in the entrance examination.
- Candidates obtaining higher marks in Physics in the entrance examination.
- Candidate older in age to be preferred.

B. B.Sc. Nursing (Post-Basic)

a) The examination will be held in Delhi, and in English language only.

b) The selection of candidates will be made on a 2-stage performance evaluation as under :

Stage I: Written Test :

Candidate will appear for an entrance examination (Written Test) of 90 minutes duration consisting of one paper containing 70 objective type (Multiple Choice) questions in the subjects of fundamentals of Nursing, Medical Surgical Nursing including Anatomy, Physiology & Pharmacology, Obstetrics Nursing and Midwifery, Paediatric Nursing, Community Health Nursing, Psychiatric Nursing and Professional Trends in Nursing.

Stage II: Personal Assessment / Interview :

On the basis of the merit list based on the marks secured in Stage-I, candidate three times the number of seats will be invited for Personal Assessment by a Selection Committee. If requisite number of SC or ST candidates are not available, then candidates belonging to SC and ST taken together will be invited. In case candidates belonging to SCs, STs & OBCs are not available for Personal Assessment, then the number of candidates from the General category will be proportionately increased.

Marks in Personal Assessment will be awarded out of 30. The following factors will also be considered at the time to personal assessment:

- Past academic attainment in the Higher Secondary or +2 or equivalent examination;
- Past academic attainment in the Nursing examination;
- Performance as a Staff Nurse.

Admission will be made on the basis of the aggregate marks secured by candidates in **Stage-I & Stage-II.**

Method of Resolving Ties:- In case of two or more candidates securing equal marks in all the 2 stages combined, their inter se merit will be determined in order of preference as under :

- i) Candidates securing higher marks in Written Test (Stage-I)
- ii) Candidates older in age to be preferred.

METHOD OF ONLINE COUNSELLING

Counselling for admission in various BSc courses shall be held in Online Mode details of which shall be placed on website www.aiimsexams.org

- (a) In first and Second Round- In each category the number of candidates for counselling will be **4 times** the number of seats advertised for various categories for Bachelor in Optometry / B.Sc. (H) Medical Technology in Radiography / B.Sc. in Dental Operating Room Assistant / B.Sc. in Dental Hygiene/ B.Sc. in Operation Theatre Technology Courses / B.Sc. in Medical Laboratory Technician (MLT)/ B.Sc. in Operation Theatre & Anaesthesiology Technology (OTAT) / B.Sc. in Medical Technology in Radiography and B.Sc. in Medical Technology in Radiotherapy (M.T.RT), B.Sc in Anaesthesia Technology, B.Sc in Urology Technology, B.Sc in Perfusion Technology, B.Sc in Nuclear Medicine Technology, B.Sc Radiotherapy Technology, B.Sc sleep Laboratory Technology, B.Sc in Respiratory Therapy, B.Sc in Neuro-monitoring Technology, B.Sc in Orthopaedics Technology, B.Sc in Medical Laboratory Technology, B.Sc in Dental Hygiene, B.Sc in Dental Operating Room Assistant, Bachelor of optometry . The order of counselling will be **General/EWS/ OBC/SC /ST**. The counselling will be done strictly by combined merit list starting from Rank No. 1.
- (b) In first and Second Round- In each category the number of candidates for counselling will be **4 times** the number of seats advertised for various categories for **B.Sc (H) Nursing course. The order of counselling will be General/EWS/ OBC/SC /ST**. The counselling will be done strictly by combined merit list starting from Rank No. 1.
- (c) Final open Round of counselling will be held in Physical form. In case, during the open counselling any ST Seat remains vacant (after calling all eligible candidates of ST category) then this vacant seat shall be made available SC category candidate and vice versa and even after doing this, if any SC/ST seat remains vacant (after calling all eligible candidates of SC/ST category) then this vacant seat shall be made available to the eligible General Category candidate. Similarly, in case of the OBC/EWS seat remains vacant after calling all eligible OBC/EWS candidates then this vacant OBC/EWS seat shall be made available to the eligible General category candidate.

Candidates will be allowed to change the institutions and subjects in all rounds. However, in Final Open Round any change of institution/or subject even within the institution will be allowed only after depositing the penalty amount in form of Demand Draft.

All disputes pertaining to the conduct of the examination by the AIIMS, and the allocation of seats in various subjects by counselling will be subject to the jurisdiction in the High court of Delhi.

The selected candidates shall undergo a medical examination by the Board appointed by the respective institute and if found medically fit will join the course after depositing the requisite fee.

They shall forfeit all their claims to the seats if they do not join by the stipulated date and fee deposited by them will not be refunded. While reporting for admission, candidates must bring all the relevant certificates/documents, in original. These original documents will be kept with the institute till his /her completion of course.

Important:

The candidates who are already pursuing BSc Course or equivalent in any subject (but have not completed) shall be considered however they must report to concerned Institute and deposit original documents or **DD of Rs. 1,00,000/- (Rupees One Lakh only)** as security deposit. The Security Deposit will be refunded back after depositing original documents within 5 days.

The candidate who will confirm seat during counselling will have to go through biometric verification at the time of joining.

Spot Counselling

If seats are vacant after open counselling, the seats will be filled by spot counselling at the respective AIIMS separately & information will be given in newspaper & will also be displayed on website of respective AIIMS. The date will be decided later on by the respective AIIMS, if required.

Note: Candidates will not be allowed to attend open counselling without the production of Print of registration Slip issued for open counselling at the time of online registration.





Candidate applying under OBC/EWS category must possess valid caste certificate issued within last one year i.e. from 16.04.2019 to 15.04.2020. The certificate must be valid for admission in Central Govt. Institution.

5% seats shall be reserved for PWBD Candidates however admission will be subjected to medical fitness by the duly constituted medical board

SCHEME OF MARKING:

There will be negative marking for wrong answers in entrance examination for all the courses.

- Each correct response will get a score of +1 mark.
- Each incorrect response will get a score of -1/3.
- No credit will be given for the question not answered or MARKED FOR REVIEW. (Questions marked for Review shall be considered as Unanswered unless Saved).
- More than one response will be negatively marked. **Zero mark will be given for questions not answered.**

			
CORRECT	WRONG	FOR REVIEW	NOT ANSWERED
+1	- 1/3	0	0

IMPORTANT

If any discrepancy in any question is found in the Entrance Examination, the candidate is advised to write to Assoc. Dean (Exam.), AIIMS, New Delhi – 110 608 within 24 hours on the following E-mail: subdeanexamsaiims@hotmail.com. This email will only be used for discrepancy related to question. However, for other query please mail on Paar.aiims.bsccmsc@gmail.com.

9 ADMISSION REQUIREMENT FOR FOREIGN CANDIDATES & OCI

a) Foreign nationals are admitted in AIIMS, New Delhi only

The following seats are available for foreign national candidates over and above the number of seats specified on Page 6.

SL.NO.	COURSE	NO. OF SEATS
i)	Bachelor of Optometry	1
ii)	B.Sc.(Hons.) Medical Technology in Radiography	1
iii)	B.Sc. Nursing (Post Basic)	1
iv)	B.Sc. (Hons.) Nursing	5

The eligibility criteria for foreign candidate will be at par with the eligibility criteria for Indian candidate as specified in the Prospectus. However, foreign national candidates are exempted from appearing in the Entrance Examination. Their admission will be made on the basis of marks/grades secured by them in the qualifying examination. Foreign national Candidates are not required to fill up the Online Registration form of B.Sc (Hons.) Nursing, B.Sc Nursing (Post-Basic) & B.Sc Paramedical courses. Foreign national who wish to apply for admission to B.Sc Courses against any seat that are subject to announcement/ notification by the Govt. Of India for the year 2020 should contact the Indian Mission/Post abroad in their Country. The All India Institute of Medical Sciences, New Delhi and the Ministry of Health and Family Welfare, Government of India will neither entertain requests for supply of application forms for admission nor receive applications directly for nominations of foreign candidates.

Candidates are therefore requested not to contact AIIMS, New Delhi in this regard.

NOTE: NO HOSTEL ACCOMMODATION WILL BE PROVIDED TO FOREIGN STUDENTS AND THEY WILL HAVE TO MAKE THEIR OWN ARRANGEMENTS FOR STAY DURING THE COURSE OF THEIR STUDY IN THE INSTITUTE.

The above 'Note' is not applicable to female candidates admitted to B.Sc. (Hons.) Nursing.

b) For Overseas Citizen of India (OCI):- (Common to AIIMS New Delhi & Six other AIIMS)

OCI registered under Section 7A of Citizenship Act 1955 are also eligible to appear in this test and all terms and conditions applicable for Indian national given in this Prospectus will be applicable to them. The candidate will submit proof of Registration as OCI under Section 7A of Citizenship Act 1955 to be eligible to appear to this test.

10 GUIDELINES TO FILL APPLICATION FORM

1. INSTRUCTIONS FOR FILLING THE ONLINE REGISTRATION FORM

Candidate should fill in the online Registration Form taking utmost care and following the instruction and help manual as given in the **APPENDIX - II** of the Prospectus, step by step. Candidates should fill in the Online Registration form correctly. Incorrect filled form may lead to rejection.

2. ONLINE REGISTRATION & SUBMISSION OF REGISTRATION FORM

A candidate seeking admission to the Entrance Examination is required to submit his/her application in the prescribed format available online with the Prospectus on www.aiimsexams.org. The cost of Registration Form includes the fee for entrance examination which is non-refundable and no correspondence in this regard will be entertained. The candidate is required to go through the prospectus carefully and acquaint himself/herself with all requirements with regard to filling in of the online Registration form.

Online Registration: After selecting the online registration, fill mandatory fields asked for deposit the prescribed fees through Debit/ Credit Card/ Net Banking. Follow the Instruction scrupulously.

It will be the responsibility of the candidates to ensure that correct details are filled in the Registration Form. The Institute will not be responsible for any incorrect information / cancellation of candidature / lack of communication etc. due to wrongly filled Registration Form.

All applicants are required to ensure that Photo/Signature/Left Thumb Impression is uploaded according to the Instructions provided in the Prospectus. Failure to do so may result in rejection of applications.

Duplicate applications from any applicant will result in cancellation of all such applications. No intimations regarding such summary rejections will be provided.

3. STATUS OF ONLINE REGISTRATION

Acknowledgement with regard to successful Online Registration will be forwarded to applicants email ID. The Registration Form will remain UNDER REVIEW regarding eligibility. However, candidates can check their status of uploaded images within 3-5 working days from the date of online registration is done and subsequent further status updates. The rejected images can be updated till the registration is open.

The candidates are advised to check final status of their Registration Form regarding images and eligibility and Admit card will be available on AIIMS website www.aiimsexams.org as per the schedule given under "Important dates At a Glance".

Admit Card for accepted Registration Form will only be uploaded on the website. If the status of Registration Form or Admit Card is not available on website, he/she should immediately write an email to the Assistant Controller of Examinations, AIIMS, New Delhi-110608 on paar.aiims.bscmsc@gmail.com along with full particulars of the Registration Form.

4. SUBMISSION OF APPLICATION BY CANDIDATES WHO ARE EMPLOYED

The Institute does not have any objection if the candidates in employment apply directly for various courses. However, all such candidates should inform their employer in writing that they are applying for the Entrance Examination. If any communication is received from their department/office withholding permission to the candidate's appearing at the entrance examination/admission to the course, the candidature/admission of the candidate will be cancelled, and no further correspondence in this regard will be entertained.

11

IMPORTANT INSTRUCTIONS

1. Number of applications allowed :

i) Under Graduate Courses :

Only one application is required to be submitted for admission to Undergraduate Courses, which will be considered for admission to two Undergraduate Courses viz. Bachelor of Optometry and B.Sc. (Hons.) Medical Technology in Radiography. B. Sc. in Dental Operating Room Assistant, B.Sc. in Dental Hygiene, B.Sc. in Operation Theatre Technology.

1. Examination fee includes the cost of Online Registration Form. The same is non-refundable and no correspondence in this regard will be entertained.

2. The candidates should bring the following documents in Original along with one set of self-Attested copies of the at the time of verification of original documents as per schedule in respect of successful candidates :

- a) Admit card issued by AIIMS, New Delhi
- b) Matriculation/High School/Higher Secondary certificate issued by Board/ University showing the date of birth of the applicant.
- c) Degree/Provisional passing certificate of the qualifying examination which makes him/her eligible for admission to the course for which he/she is applying.
- d) Detailed marksheets of the qualifying examination showing the marks secured by the applicant.
- e) Migration Certificate from the University/ Board last attended the candidate.
- f) 'No objection Certificate' if the candidate is already employed with Central / State Government / Public Undertaking.
- g) Physical Disability Certificate issued from a duly constituted and authorized Medical Board.
- h) **SUBMISSION OF CASTE CERTIFICATE BY SC/ST/OBC/EWS CANDIDATES:**

i) After declaration of result of the Entrance Examination, candidates belonging to Scheduled Caste/Scheduled Tribe and Other Backward Classes and EWS should submit an attested copy of a certificate from any one of the following authorities stating that the candidate belongs to a Scheduled Caste, a Scheduled Tribe or Other Backward Classes in the prescribed form along with other requisite documents.

- A. District Magistrate, Additional District Magistrate, Collector, Deputy Commissioner, Additional Deputy Commissioner, Deputy Collector, 1st Class Stipendiary Magistrate, City Magistrate, Sub-Divisional Magistrate, Taluka Magistrate, Executive Magistrate, Extra Assistant Commissioner.
- B. Chief Presidency Magistrate/Additional Chief Presidency Magistrate/Presidency Magistrate.
- C. Revenue Officer not below the rank of Tehsildar.
- D. Sub-Divisional Officer of the area where the candidate and his or her family normally resides.
- E. Administrator/Secretary to Administrator/Development Officer (Lakshadweep Island) or as authorised in the Constitution.

The candidate will be required to submit an undertaking to the effect of his/her caste. The detection of any discrepancy in the caste certificate shall entail cancellation of registration. This is as per the provisions made by Ministry of Personnel, Public Grievances and Pensions vide their order No. 36033/4/97-Estt. (RES) dated 25.7.2003 and No. 36011/3/2005-Estt. (RES) dated 9.9.2005 respectively.

Submission of Caste certificate by OBC candidates:

- a. Candidates applying under OBC category must possess valid OBC certificate issued by competent authority within last one year i.e. from 16.04.2019 to 15.04.2020. The sub-caste should tally with the Central List of OBC. OBC Candidates should not belong to Creamy Layer. OBC certificate must be in the **Central Govt. Format** as prescribed in the prospectus.
- b. The certificate must be valid for admission in Central Government Institutions.
- c. The certificate must mention that the candidate does not belong to Creamy Layer.
- D. Certificate issued by the competent authority should be in English or Hindi in language. Community should be clearly mentioned in the certificate.

Candidates who fail to submit the OBC category certificate with above details or submit OBC certificate valid for state only will not be allotted seat in the OBC category. Such candidate can be considered as Unreserved candidate strictly in order of their merit.

Candidates must note that a certificate from any other person/authority will not be accepted and no further correspondence in this regard shall be entertained. The name, designation and the seal of the officer should be legible in the certificate.

Submission of EWS certificate by EWS candidates:

Reservation for EWS shall be according to the rules of the Government of India. Applicants will be required to produce the necessary certificate in the format provided at the end of the prospectus in support of his/her claim. Certificate to be produced during counselling should be valid from 16.04.2019 to 15.04.2020.

i) **In addition to the above documents, applicants for B.Sc. Nursing (Post-Basic) course must submit the following documents in original, along with an attested copy of each document, at the time of personal assessment:**

- Certificate of Diploma in General Nursing and Midwifery. In case of **male nurse** (if passed before implementation of new integrated course in 2003) beside being registered as nurse with State Nursing Council, should have obtained a certificate in General Nursing and instead of training in Midwifery, training in **any** subject out of the following for a period of 6 months: (a) Operation Theatre Techniques b) Ophthalmic Nursing c) Leprosy Nursing d) TB Nursing e) Psychiatric Nursing f) Neurological and Neuro Surgical Nursing g) Community Health Nursing h) Cancer Nursing i) Orthopaedic Nursing along with marksheets.
- Certificate of Registration as a Nurse and Midwife from the Indian Nursing Council/State Nursing Council.
- All Candidates who are in merit list are required to submit Certificate of physical fitness from Registered Medical Practitioner.
- **'No Objection Certificate'** if the candidate is already employed with Central / State Government / Public Undertaking.

3. **PROCEDURE IF THERE IS ANY DISCREPANCY NOTICED:** Discrepancy, if any, observed in the date and time of the entrance examination mentioned in the Prospectus, Admit Card etc. should be immediately brought to the notice of the Assistant Controller Examinations AIIMS, New Delhi through email. Complaints received after the examination is held will not be entertained. *In case any discrepancy is found in the information provided in the various documents, the data provided on the Application Form will be considered as final for all purposes.*
4. It will be the responsibility of the candidate to ensure that correct address, Mobile No. & email ID in the Application Form is filled. The Institute shall not be responsible for any miscommunication due to incorrect address, Mobile No. and email ID given by the applicant on the Application Form or non- receipt for any communication.
5. If a candidate is found to have furnished false information or certificate etc. or to have concealed some information in his/her application, his/her candidature for examination/ admissions will be cancelled.
6. A candidate who fails in the first year examination in any of the above mentioned undergraduate courses, in three successive examinations will not be permitted to continue studies at the AIIMS.
7. No TA/DA will be paid for attending the Entrance Examination/Interview/Counselling.
8. The selected candidates must join classes on the due date on which the classes commence, or as mentioned in the selection letter.
9. Admission of the candidates to the entrance examination is provisional. If ineligibility of a candidate is detected at any stage, his/her candidature for examination/admission will be cancelled.
10. The candidates as well as their parents at the time of admission of the students to the Institute will be required to furnish an undertaking in the form of an affidavit that the candidate will not indulge in any form of ragging and, if found ragging the freshers, the Institute may take appropriate action against the erring students.
11. Downloadable Admit cards / Call letter for Counselling of all the eligible candidates will be hosted on website www.aiimsexams.org as per the schedule mentioned under 'AT A GLANCE'. Candidates are advised to download their Admit Card / Call letter for Counselling from website. **It may please be noted that the Admit Cards / Call letter for Counselling will not be sent by post.** It is to be downloaded by AIIMS website only.
12. **Reporting Time at the examination centre is 8:30 A.M for Morning Shift Examination**
13. **No candidate will be allowed to enter after 9:45 AM for morning shift in the examination center.**
14. Candidates are advised to reach the Examination Centre in time and not wait till the last minute. There are several mandatory pre-examination activities such as Biometric Capture, Photo Capture etc. that require time. To avoid delay in starting their examination, candidates are required in their own interest to ensure that they enter the examination centre at least 30 minutes before the scheduled start of the examination.
15. No candidate will be allowed to leave the examination hall before the end of the examination.
16. No candidate will be allowed to enter the Examination hall without a valid Admit Card (Original print out), ID proof and one photograph. The ID proof should be same as the one mentioned in the Application.
17. No candidate should carry any textual material, printed or written, bits of papers or any other material except the Admit Card inside the examination hall. If a candidate is found to be copying/conversing with other candidate/to have in his/her possession papers, notes or books he/she will be disqualified from taking that examination and the next one or two such examinations according to the nature of offence.
18. Candidates should not bring any kind of wrist watched, cell phones, pagers, calculator, digital diaries or any kind of electronic gadgets, Bluetooth devices etc. to the examination hall; these are strictly prohibited. Any electronic item found with the candidate during examination, even if switched off will be considered as an attempt to use unfair means and appropriate action will be taken.

शरारमाद्यं खलु धर्मसाधनम्

19. In addition to above, Ornaments, head gear, hair bands, hair clips, belt, bags, credit cards, debit cards, books are strictly prohibited at Examination Centre. Hence, candidates are advised not to come with above mentioned items. AIIMS will not be responsible for safe keeping of these articles as arrangements for safe keeping of these items may not be available at the Centre.
20. The candidate must not obtain or give or attempt to obtain or to give irregular assistance of any kind during the examination
21. Any attempt to note down questions during the examination will be viewed very seriously, and invite severe punishment
22. The decision of the Director of the Institute shall be final in the matter of selection of candidates for admission to the above courses and no appeal shall be entertained on this subject.
23. If a candidate selected for admission does not pay the fee/dues within the prescribed period, his/her admission shall be cancelled and the next candidate on the waiting list shall be admitted.
24. Private practice/service in any form during the course is prohibited. The period of training is strictly full time and continuous.
25. All students admitted to the Institute shall maintain good conduct, pay the requisite tuition fees and other charges by due dates, attend their classes regularly and abide by the regulations of the Institute failing which their names are liable to be struck off the rolls of the Institute.
26. No individual intimation will be sent to candidates who are not selected, and no correspondence on this subject will be entertained.
27. There is no provision for rechecking of answer sheets or communication of marks obtained at the entrance examination. However, the marks of individual candidates will be displayed on the website www.aiimsexams.org only after completion of admission process.
28. The selected candidates will have to submit migration certificate from the College/University from where they passed the qualifying examination.
29. The rules are subject to change in accordance with the decision of the Institute taken from time to time.
30. Any dispute in regard to any matter referred to herein shall be subject to the jurisdiction of Delhi Courts alone.

12

MEDICAL EXAMINATION

The candidates selected for admission, except those selected for B.Sc. Nursing (Post Basic), will have to undergo medical examination by a Medical Board consisting of faculty members of the Institute. If, in the assessment of Medical Board, a candidate is found medically unfit, he/she will not be admitted. The decision of the Board shall be final. In that case, in his/her place next candidate in order of merit will be admitted.

शरीरमाद्यं खलु धर्मसाधनम्

Each candidate selected for admission will have to pay the following Fees and dues during the course :

			DURATION
1.	Registration Fee	25/-	
2.	Tuition Fee		
	i. B.Sc. (Hons.) Nursing	600/-	4 Years
	ii. B.Sc. Nursing (Post-Basic)	200/-	2 Years
	iii. Bachelor of Optometry	300/-	4 Years
	iv. B.Sc. (H) Medical Technology in Radiography	300/-	3 years
	v. B. Sc. in Dental Operating Room Assistant,	300/-	3 ½ years
	vi. B.Sc. in Dental Hygiene,	300/-	3 ½ years
	vii. B.Sc. in Operation Theatre Technology	300/-	3 ½ years
3.	Pot Money		
	i. B.Sc. (Hons.) Nursing	960/-	4 Years
	ii. B.Sc. Nursing (P.B.)	480/-	2 Years
	iii. Bachelor of Optometry	720/-	4 Years
	iv. B.Sc. (H) Medical Technology in Radiography	720/-	3 Years
	v. B.Sc in Dental Operating Room Assistant	720/-	3½ Years
	vi. B.Sc in Dental Hygiene	720/-	3½ Years
	vii. B.Sc in Operation Theatre Technology	720/-	3½ Years
4.	Hostel Rent		
	i. B.Sc. (Hons.) Nursing	480/-	4 Years
	ii. B.Sc. Nursing (P.B.)	240/-	2 Years
6.	Caution Money	100/- (to be deposited by every student for the recovery of breakages or loss of Institute's equipment)	
7.	Hostel Security	1000/- (Refundable)	
(Fees and dues payable at the time of admission)			

Those candidates who want to avail of the National Medical Library facilities located in the vicinity of the Institute campus will be required to deposit Rs. 50/- extra.

NOTE:

- The above fees are subject to revision from time to time by the Institute and the students admitted shall have to pay the fees as may be decided by the Institute.
- The fees and other charges including Hostel rent, once paid, shall not be refunded in any case, even if a student leaves the Institute before the completion of semester or does not join the Institute for any reason. No correspondence on this account will be entertained.
- The Caution Money will, however, be refunded to those candidates who do not join the course. In case of a student leaving the course in the middle or after the completion of the course, the balance of caution money, if any after eduction of the charges due, will be refunded.
- Mess is compulsory for the Nursing students residing in the hostels. The mess charges are 700/- per month (subject to revision from time to time) payable to the Mess in-charge every month in advance.

NOTE: Each candidate selected for admission in AIIMS Rishikesh will have to pay following fees and dues during course:

- One time Fees: Rs. 6600/- (except for B.Sc Dental Hygiene & B.Sc in Dental Operating Room Assistant)
- One Time Fees: Rs. 13800 (for B.Sc Dental Hygiene & B.Sc in Dental Operating Room Assistant)
- Per Year Fee: Rs. 13200/- (Except B.Sc Radiotherapy Technology)
- Per Year Fee: Rs. 50000 (For B.Sc Radiotherapy Technology)

Dress code for B.Sc paramedical students: Freen Check Shirt, Green Plain Trouser and Light Blue Apron.

HOSTEL ACCOMMODATION

(Hostel accommodation will be provided subject to availability).

Residence in the hostel of the Institute is compulsory for female candidates admitted to B.Sc. (Hons.) Nursing course. B.Sc. Nursing (Post Basic) Female candidates will be given accommodation if available after accommodating B.Sc (Hons.) Nursing students and Male candidates admitted to B.Sc. Nursing (Post Basic) course may also apply for hostel accommodation which will be subject to availability of rooms in Gents Hostels. For other courses the following criteria/priority for allotment of hostel:

- First, all M.B.B.S. students from outside Delhi will be allotted single room accommodation in undergraduate hostels.
- The Priority for allotment for MBBS students from Delhi will be from the date of their application.
- No hostel accommodation will be provided to the B.Sc Paramedical students.
- In service candidates from Institutions/ Hospitals of Delhi/NCR (including AIIMS, New Delhi) shall not be provided Hostel accommodation. Such Candidates may draw their HRA as per rules applicable to their respective institutions if they do not reside in hostels. In service candidates from institutions/hospitals outside Delhi/NCR can apply for Hostel accommodation but shall only be considered if accommodation is available. Therefore in their best interests, all inservice candidates are requested to make arrangement on their own.

In case of any dispute, the decision of the Superintendent of Hostels will be final.

1.	B.Sc. (Hons.) Nursing	500/- per month
2.	Bachelor of Optometry	500/- per month and 10,250/- per month during the period of internship (fourth year)
3.	B.Sc. (Hons.) Medical Technology in Radiography	500/- per month
4.	B.Sc. in Dental Operating Room Assistant	Stipend will be paid during internship only
5.	B.Sc. in Dental Hygiene	Stipend will be paid during internship only
6.	B.Sc. in Operation Theatre Technology	Stipend will be paid during internship only
7.	B.Sc. Nursing (Post-Basic)	500/- per month

The sponsored/Foreign national candidates and those in service, will not be eligible for, and will not be paid, any emoluments by the Institute during the training period.

A well stocked library equipped with all important medical books and journals is attached to the Institute. It serves the needs of the staff and the students of the Institute. It has multiple copies of all the important medical books, textbooks and general books so that maximum number of readers can use them. Books and periodicals are loaned to readers for a maximum period of a fortnight. The facilities of the Book Bank are also available in the Library.

(i) Maintenance of Discipline among students of the AIIMS:

1. All powers relating to discipline and disciplinary action are vested in the Director.
2. The Director May delegate all such powers, as he/she deems proper to the Dean and to such other persons as he/she may specify on his behalf.
3. Without prejudice to the generality of power to enforce discipline under the Rules. The following shall amount to acts of gross indiscipline :
 - a) Physical assault or threat to use physical force against any member of the teaching or non-teaching staff of any Department/Centre of AIIMS or any other persons within the premises/Campus of AIIMS.
 - b) Carrying or use or threat of use of any weapon.
 - c) Violation of the status, dignity and honour of students belonging to the Scheduled Castes, Scheduled Tribes and Other Backward Castes.
 - d) Any practice, whether verbal or otherwise, derogatory to women.
 - e) Any attempt at bribing or corruption in any manner.
 - f) Willful destruction of institutional property.
 - g) Creating ill-will or intolerance on religious or communal grounds.
 - h) Causing disruption in any manner of the functioning of the AIIMS, New Delhi.
 - i) Regarding ragging the directive of Supreme Court will be followed strictly. It is as under:
"As per direction of the Hon'ble Supreme Court of India, the Government has banned ragging completely in any form inside and outside of the campus and the Institute authorities are determined not to allow any form of the ragging. Whoever directly or indirectly commits, participates in abets or instigates ragging within or outside any educational Institution, shall be suspended, expelled or rusticated from the Institution and shall also be liable to fine which may extend to 10,000/-. The punishment may also include cancellation of admission suspension from attending the classes, withholding/withdrawing fellowship/scholarship and other financial benefits, withholding or cancelling the result. The decision shall be taken by the Head of the Institution."

4. Without prejudice to the generality of his/her powers relating to the maintenance of discipline and taking such action in the interest of maintaining discipline as may seem to him/her appropriate. The Director, may in exercise of his/her powers aforesaid order or direct that any student or students.
 - a) Be expelled;
 - b) Be, for a stated period : be not for a stated period, admitted to a course or courses of study in AIIMS.
 - c) Be fined with a sum of rupees that may be specified;
 - d) Be debarred from taking any examination(s) for one or more semesters.
 - e) Withhold the result of the student(s) concerned in the Examination(s) in which he/she or they have appeared be cancelled.
 - f) Be prohibited for appearing or completing any examination for any unfair means like copying taking notes, mobiles or any other electronic gadgets inside the examination halls.
5. At the time of admission, every student shall be required to sign a declaration that on admission he/she submits himself/herself to the disciplinary jurisdiction of the Director and several authorities of the AIIMS who may be vested with the authority to exercise discipline under the Acts, the Statutes, the Rules and the rules that have been framed there under by competent authorities of AIIMS.

“(ii) Prohibition of and Punishment for Ragging :

1. Ragging in any form is strictly prohibited, within the premises of College/Department of Institution and any part of AIIMS and also outside the AIIMS Campus.
2. Any individual or collective act or practice or ragging constitute gross indiscipline shall be dealt with under this Rules.
3. Ragging for the purposes of this rules, ordinarily means any act, conduct or practice by which dominant power or status of senior students is brought to bear on students freshly enrolled or students who are, in any way, considered junior or inferior by other students and includes individual or collective acts or practice which :
 - a) Involve physical assault or threat or use of physical force;
 - b) Violate the status, dignity and honour of women students;
 - c) Violate the status; dignity and honour of students belonging to the Scheduled Castes, Scheduled Tribes and Other Backward Castes.
 - d) Expose students to ridicule and contempt and affect their self-esteem;
 - e) Entail verbal abuse and aggression, indecent gesture and abscond behaviour.
4. The Director, Dean, Hostel Superintendent and Faculty of AIIMS shall take immediate action on any information of the occurrence of ragging.
5. Notwithstanding anything in Clause (4) above, the Dean or any other Faculty member/ or authority may also suo moto enquire into any incident of ragging and make a report to the Director of the identity of those who have engaged and the nature of the incident.
6. The Dean may also submit an initial report establishing the identity of the perpetrators of ragging and the nature of the ragging incident.
7. On the receipt of a report under clause (5) or (6) or a determination by the relevant authority disclosing the occurrence or ragging incidents described in the Clause 3(a), (b) and (c) the Director shall direct or order rustication of a student or students for a specific number of semester.
8. The Director may in other cases of ragging order or direct that any student or students be expelled or be not, for a stated period, admitted to a course of study at AIIMS, departmental examination for one or more semesters or that the result of the student or students concerned in the examination(s) in which they appeared be cancelled.
9. In case where students who have obtained degree(s) of AIIMS are found guilty under this Rules, appropriate action will be taken for withdrawal of degrees conferred by the AIIMS.
10. For the purpose of this Rules, abetment to ragging will also amount to ragging.

(iii) Anti Sexual Harassment Monitoring Committee :

A statutory committee, comprising of members from the teaching and non-teaching staff as well as students looks into matters related to sexual harassment of students and staff in the college. Any person aggrieved in this matter may fearlessly approach the committee for a fair and concerned hearing and redressal.

(iv) Unauthorised absence of students :

Unauthorised absence of students will be informed to the Students and also Parents or Local Guardians. At least 3 reminders will be issued with a gap of 10 days by the Academic Section to these students. Thereafter the action of cancellation of the registration of the concerned will be decided by the Dean/Director, AIIMS.

**[Important Instructions for Applicants/Candidates filling AIIMS –
BSc Courses Online Registration Form]**

THE PAAR PROCESS

Online Application for PAAR

Basic Registration



- Scrutiny of images

Accepted Basic Registration

Only for Accepted Basic Registrations

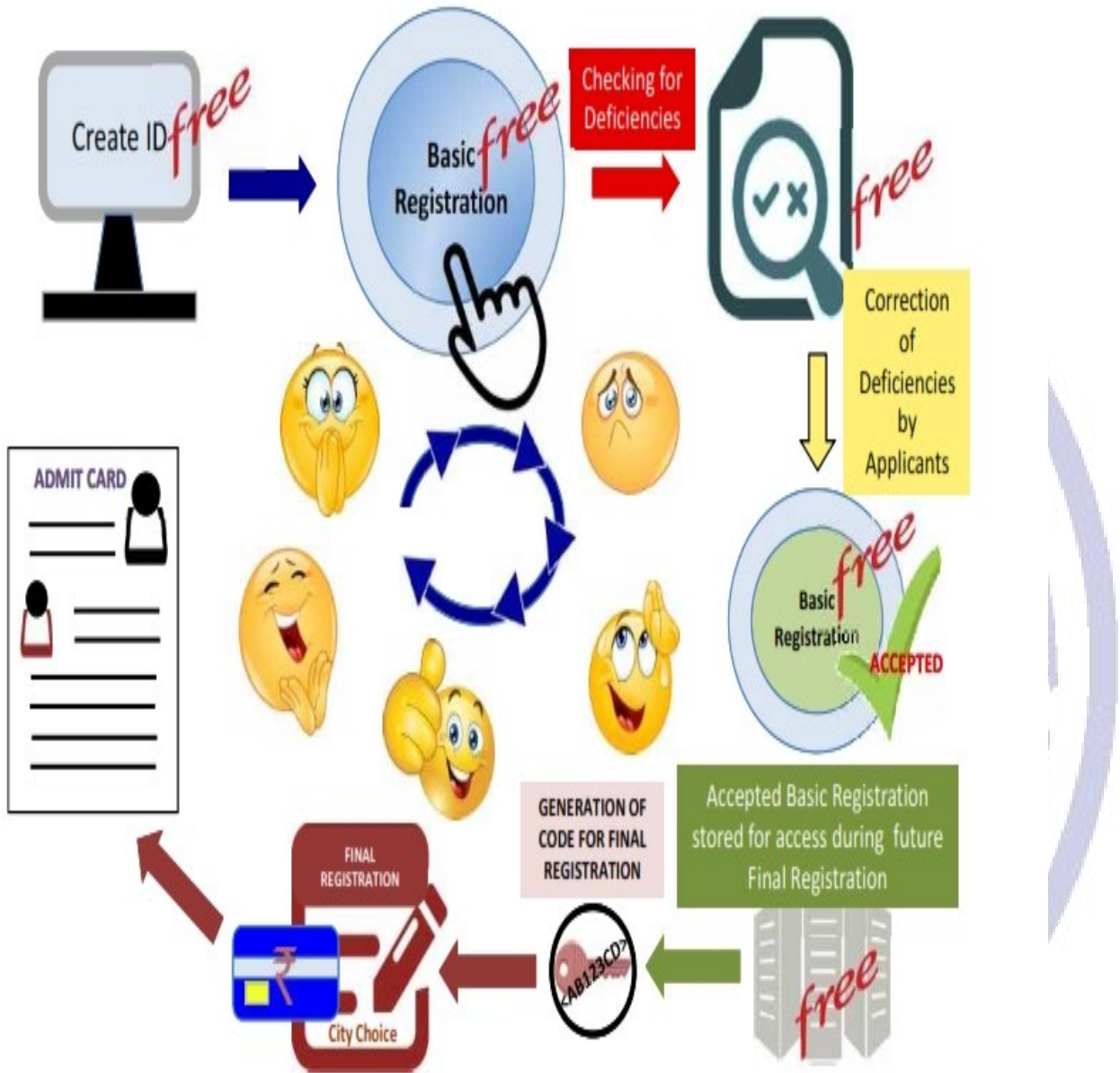
Final Registration for AIIMS- **B.Sc -2020**



- Generation of Code
- Choice of City
- Payment of Fees

Admit Card

THE PAAR PROCESS



शरीरमाद्यं खलु धर्मसाधनम्

On clicking the button, the Registration ID and Password will be sent to email address and mobile phone number provided by you in the Step 1 of basic registration. Use these to login and complete Step 2 of basic registration.

Step 2: Uploading of Digital images of photograph, signature and thumb impression

Use the Registration ID and password to login from Applicant Login Zone to complete Step2.

Prepare the digital images as describe in instruction to prepare digital images link to avoid rejection of basic registration form. Upload the digital images and click the submit button. The digital images uploaded by you will be scrutinized for the quality and adherence to instructions. It may upto 7-10 days for this process depending upon the number of applicants. You are advised to regularly check the status in MyPage after login.

Step 3: Print the registration form

Prepare the digital images as described in instruction to prepare digital images link to avoid rejection of basic registration form.

शरीरमाद्यं खलु धर्मसाधनम्

WHAT YOU NEED TO KNOW BEFORE YOU REGISTER

- You must read and follow all instructions and complete requirements on time.
- Whenever the Prospectus is uploaded, please take time and read carefully, however lengthy this may appear. Do not go by past practices, follow what is mentioned.
- All examination conducting bodies world wide have their own rules and guidelines that candidates desirous of appearing in those examinations must follow. This is applicable to all without discrimination. AIIMS, New Delhi follows a strict policy of scrutiny of applications and applicants to ensure security and integrity during examinations. These measures are necessary to prevent unfair means and protect the interests of honest candidates.
- It is in your interest that you do not delay completing necessary formalities. While AIIMS may send e-mails / SMS as a facility; please do not wait for such notifications. Starting and closing dates of various activities are available in the website www.aiimsexams.org. You must follow these dates as specified irrespective of whether you receive or do not receive e-mails/SMS.
- In case of difficulty please contact the toll free number during the specified time and send e-mail to the appropriate e-mail id only from your registered e-mail id giving all particulars including your Candidate ID etc.
- you should never contact any official of AIIMS to request for condoning delays or formalizing incomplete registrations . This will amount to canvassing, is viewed very seriously and may lead to cancellation of candidature and appropriate action.

PROCEED TO BASIC REGISTRATION

UNDERGRADUATE COURSES

Are you school-going/completed schooling?
Click on UNDERGRADUATE COURSES if you are
interested in applying for B.Sc(Nursing) Post-Basic,
B.Sc (H) Nursing, B.Sc (Paramical) Courses

POSTGRADUATE COURSES

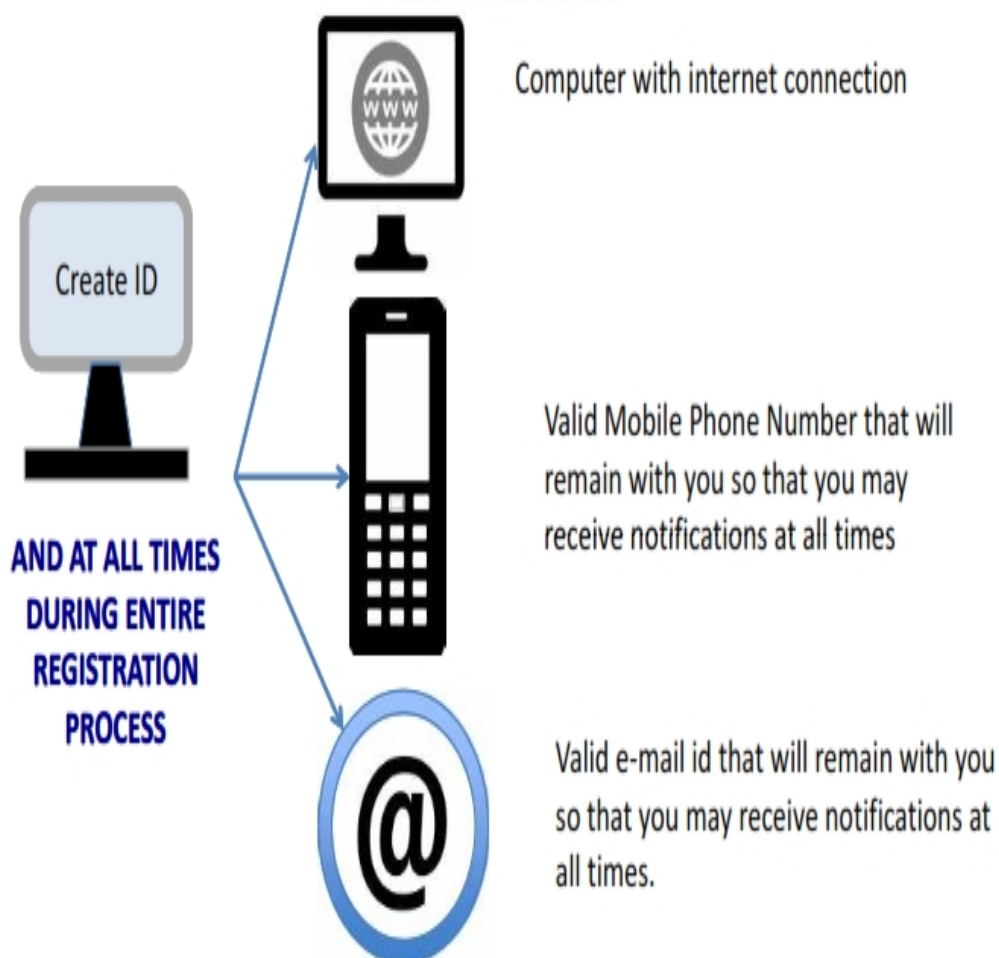
Are you pursuing graduation / completed graduation?
Click on POSTGRADUATE COURSES if you are interested in applying
for MD, MS, DM (6 years), MCh (6 years), MDS,
MSc (Nursing), other MSc Courses

DOCTORAL & SUPERSPECIALTY COURSES

Are you pursuing post graduation / completed post graduation?
Click on DOCTORAL & SUPERSPECIALTY COURSES if you are
interested in applying for PhD,
Fellowship, DM (3 Years), MCh (3 years),
MD (Hospital Administration) Courses

शरीरमाद्यं खलु धर्मसाधनम्

WHAT DO YOU NEED TO REGISTER: CREATION OF ID



In case you have given a Mobile Phone Number or an e-mail id that belongs to someone else and are routinely not accessible by you; you are unlikely to complete all process in time, including downloading of Admit Card and subsequently, you may not be able to participate in the Online Seat Allocation Process. Therefore please be careful before providing these numbers.

शरीरमाद्यं खलु धर्मसाधनम्

WHAT DO YOU NEED TO REGISTER: BASIC REGISTRATION

YOU MUST HAVE AN ID CREATED AND A PASSWORD SHOULD HAVE BEEN GENERATED AND SENT TO YOU BY E-MAIL AND SMS (REMEMBER LOGIN ID AND PASSWORD)

PERSONAL AND OTHER DATA



- **YOUR NAME:** As in / as will appear in 12th Marks Sheet
- **FATHERS NAME:** As in your records
- **MOTHERS NAME:** As in your records
- **ADDRESS:** According to address proof that you have
- **DATE OF BIRTH:** As in / as will appear in 10th Marks Sheet
- **CATEGORY:** Please have relevant valid Certificate well in hand
OBC Certificates should be valid for Central Government institutions and within the validity date as mentioned in the prospectus which should be valid
Disability Certificate should be according to approved guidelines as indicated in the AIIMS website (www.aiimsexams.org) . You may be required to upload a scanned copy for scrutiny by the Medical Board of AIIMS.

FILL THE ABOVE DATA CAREFULLY. ONCE FILLED, THESE CANNOT BE CHANGED
These will be used for all subsequent processes including generation of Admit Card, Results, Seat Allocation and Admission Processes. *Discrepancies during verification of original records / documents may lead to cancellation of candidature*

शरीरमाद्यं खलु धर्मसाधनम्

WHAT DO YOU NEED TO REGISTER: BASIC REGISTRATION

YOU MUST HAVE AN ID CREATED AND A PASSWORD SHOULD HAVE BEEN GENERATED AND SENT TO YOU BY E-MAIL AND SMS

PERSONAL AND OTHER DATA

- ID CARD DETAILS: Any one of the following Photo Identity Cards are valid



AADHAR CARD



PASSPORT

VOTERS CARD / EPIC



ORIGINAL PHOTO ID WILL HAVE TO BE PRODUCED FOR ENTRY AT EXAMINATION CENTRES

PAN CARD



DRIVING LICENCE



ORIGINAL 12TH BOARD ADMIT CARD /
HALL TICKET WITH PHOTO ISSUED
WITHIN PAST TWO YEARS (ONLY FOR
UG COURSES)

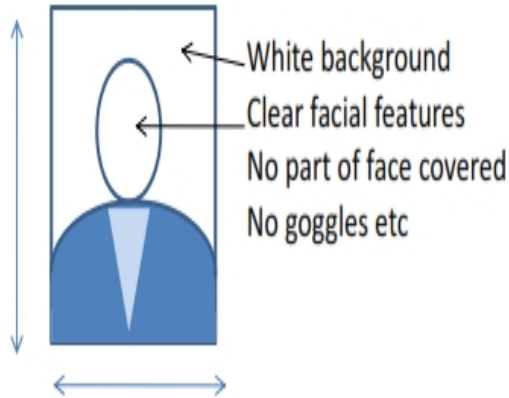
शरारमाद्य खलु धमसाधनम्

WHAT DO YOU NEED TO REGISTER: BASIC REGISTRATION

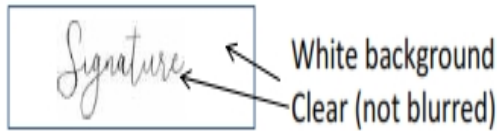
Make sure you have a scanned copy of your photograph, signature and thumb impression of your left thumb before you begin
For details visit the website www.aiimsexams.org

Colour Photograph

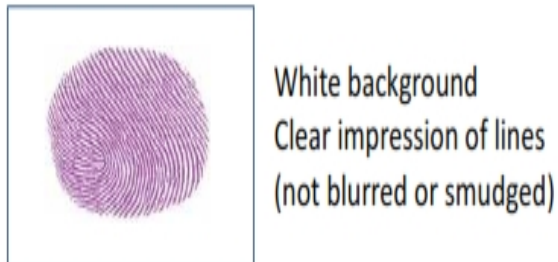
Taken professionally
(Not Mobile phone)
Within last six months



Signature on a white
paper preferably using
a black pen



Left thumb impression
on a white paper

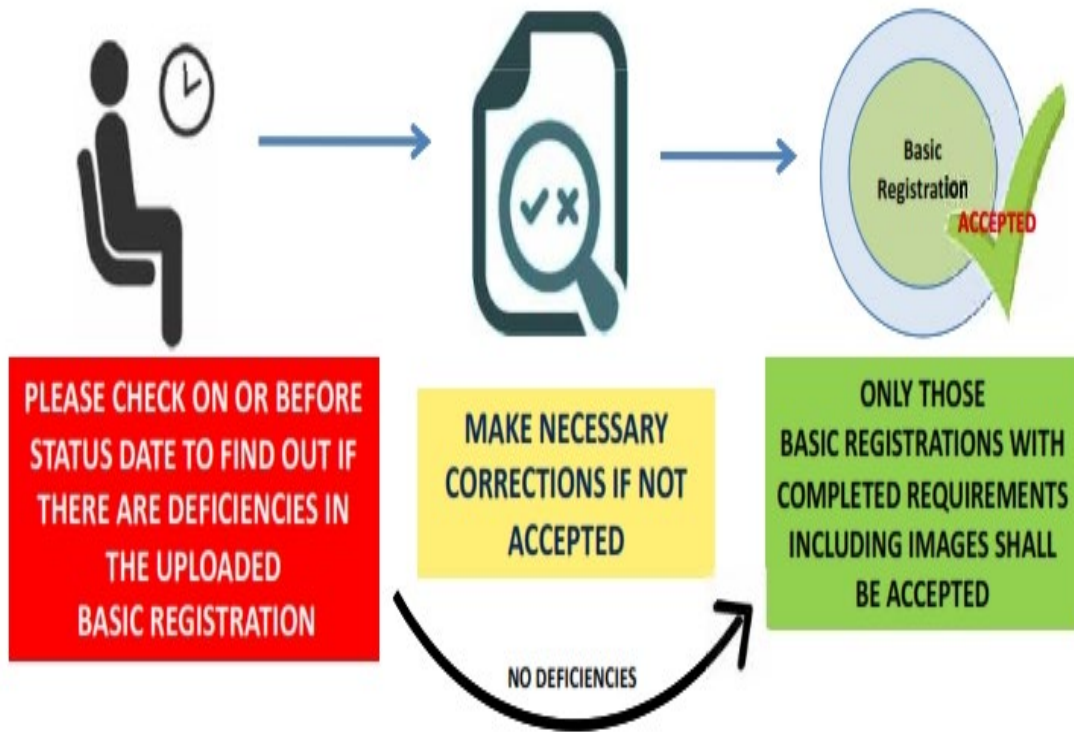


शरीरमाद्यं खलु धर्मसाधनम्

WHAT DO YOU NEED TO REGISTER: BASIC REGISTRATION



KEEP A PRINT OUT OF THE UPLOADED AND ALSO ACCEPTED BASIC REGISTRATION



शरीरमाद्यं खलु धर्मसाधनम्

WHAT DO YOU NEED TO REGISTER: GENERATION OF CODE FOR FINAL REGISTRATION

CODE IS GENERATED ONLY FOR FINAL REGISTRATION
FOR A SPECIFIC COURSE



- BASIC REGISTRATION SHOULD HAVE BEEN ACCEPTED
- SCHEDULE FOR FINAL REGISTRATION OF THE COURSE MUST BE ANNOUNCED



शरीरमाद्यं खलु धर्मसाधनम्

WHAT DO YOU NEED TO REGISTER: FINAL REGISTRATION

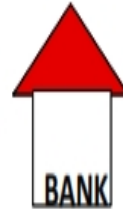
GENERATED CODE FOR THE
PARTICULAR EXAMINATION



QUALIFICATION DETAILS

According to eligibility requirements

ANY OF THE FOLLOWING
ONLINE PAYMENT FACILITY



NET BANKING



DEBIT /CREDIT
CARD

CHOOSING OF AVAILABLE
CITY FOR EXAMINATION



शरारमाद्य खलु धर्मसाधनम्

User Manual for PAAR-Basic Registration

Purpose of PAAR Basic Registration

The PAAR basic registration is designed to allow a candidate to make a single unique basic registration that then can be used for taking any of the entrance examination for undergraduate courses conducted by AIIMS for year 2019 onwards. Once a candidate has created a basic registration within a specified date and it has been accepted within the specified date then the same can be used for taking any of the entrance examination such that a candidate need not go through the whole process again and again for different examinations (Figure 1).

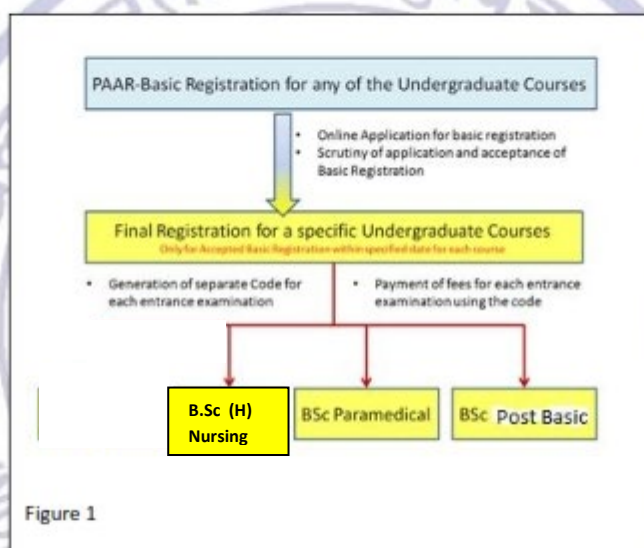


Figure 1

Important Note for AIIMS B.Sc (H) Nursing/B.Sc Nursing(Post-Basic)/B.Sc (Paramedical Courses) 2020 entrance examination.

- For AIIMS- B.Sc (H) Nursing/B.Sc Nursing(Post-Basic)/B.Sc (Paramedical Courses)-2020, interested candidates must complete the basic registration by 31st January, 2020.
- The application of candidates who have completed basic registration by 31st January, 2020 will be scrutinized for quality of images (Photograph, signature, thumb impression) uploaded by them.
- Application of candidates who have uploaded images (photograph, signature, thumb impression) as prescribed in instructions will be accepted for generation of code and payment of fees for AIIMS-B.Sc(H) Nursing/B.Sc Nursing(Post-Basic)/B.Sc (paramedical courses) -2020 entrance examination.

Step by Step Procedure of Basic Registration

Type or copy & paste www.aiimsexams.org in the address bar of the browser to access official web-portal. The home page is shown in the figure 1. Click on Basic Registration for Undergraduate Courses as shown by purple box and yellow arrow.



Figure 1

To begin: Click on the **New Basic Registration** Button for starting the process of basic registration as indicated in figure 2 by a purple box and yellow arrow. You will be shown list of information that you will need for completion of the basic registration. Click on Proceed as shown in figure 3 by a purple box and yellow arrow. You will now be shown a flow chart of process. Click on Proceed as shown in figure 4 by a purple box and yellow arrow to start the Step 1 of basic registration.

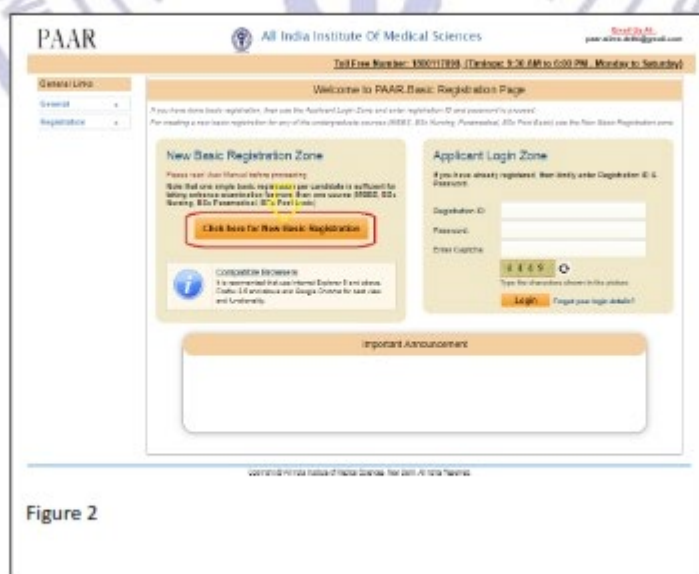


Figure 2

शरारमाद्य खलु धमसाधनम्

PAAR

All India Institute Of Medical Sciences

Toll Free Number: 999111995 (Toll-free: 9:30 AM to 6:00 PM, Monday to Saturday)

Generate Registration ID and Password

Before proceeding to fill the Application form, please ensure that you have the following information ready at hand:

- Valid Photo ID and Address (These are essential for registration and subsequent correspondence)
- Passport Size Photo (Two recent photographs required to be attached on the day of examination)
- Governmental Image of recent school/college photograph with white background (Attach to the back of the photograph)
- Image of signature (Attach to the back of the photograph)
- Image of Affirmation (Attach to the back of the photograph)

If applicable:

- Valid and valid Certificate (10 Class 10 Board)
- Category Certificate
- Postgraduate Certificate (Attach to the back of the photograph)

Proceed

Figure 3

Step 1: Basic Details

Carefully enter the person details, contact information (email address and mobile phone number) and address for correspondence. Kindly double check the information that you enter in the form. It may not be possible make changes once it is submitted. All further communication will be done ONLY on the email address and mobile phone number provided by you. Fill in the information required, preferably in sequential manner and click on Generate Registration ID and password button as shown in the figure 4 by a purple box and yellow arrow.

PAAR

All India Institute Of Medical Sciences

Toll Free Number: 999111995 (Toll-free: 9:30 AM to 6:00 PM, Monday to Saturday)

Generate Registration ID and Password

Personal Details

Address (Current/Permanent)

Country

Pin Code

State

City

Address Line 1

Address Line 2

Address Line 3

Generate Registration ID and Password

Figure 4

शरीरमाद्यं खलु धर्मसाधनम्

On clicking the button, the Registration ID and Password will be sent to email address and mobile phone number provided by you in the Step 1 of basic registration. Use these to login and complete Step 2 of basic registration.

Step 2: Uploading of Digital images of photograph, signature and thumb impression

Use the Registration ID and password to login from Applicant Login Zone to complete Step2.

Prepare the digital images as describe in instruction to prepare digital images link to avoid rejection of basic registration form. Upload the digital images and click the submit button. The digital images uploaded by you will be scrutinized for the quality and adherence to instructions. It may upto 7-10 days for this process depending upon the number of applicants. You are advised to regularly check the status in MyPage after login.

Step 3: Print the registration form

Prepare the digital images as described in instruction to prepare digital images link to avoid rejection of basic registration form.

INSTRUCTION FOR UPLOADING IMAGES

Uploading of digital Images of Photograph, Signature and Thumb-print **is mandatory**. Read and follow the instructions given below to avoid inconvenience and rejection of application form due to uploading of **improper** digital images.

Prepare the digital images in advance to avoid delays/inconvenience while filling the online application form.

Instructions for photo upload:

Digital image of your photo can be made in two ways

- Clicking your photo using a digital device (camera etc)
- Scanning of already available photograph

Click a photo using a digital device

1. Clicking your photo

- Stand/sit against a **white background**.
- Click colour photograph in **bright light** using any digital device preferably with > 5 megapixel resolution). Avoid using flash as it tends to create a shadow on the white background.
- Look straight into the camera (to avoid angulation of face).
- Ensure that your eyes and both ears are clearly visible on the photograph.

2. Editing of digital photograph

- Transfer** the photograph from the digital device to a computer/laptop.
- Crop** the photograph such that your head, shoulders are visible and occupy most of the image.
- Resize** the image to 50 – 100 Kb (maintain aspect ratio, i.e. height and width ratio to avoid distortion of image)



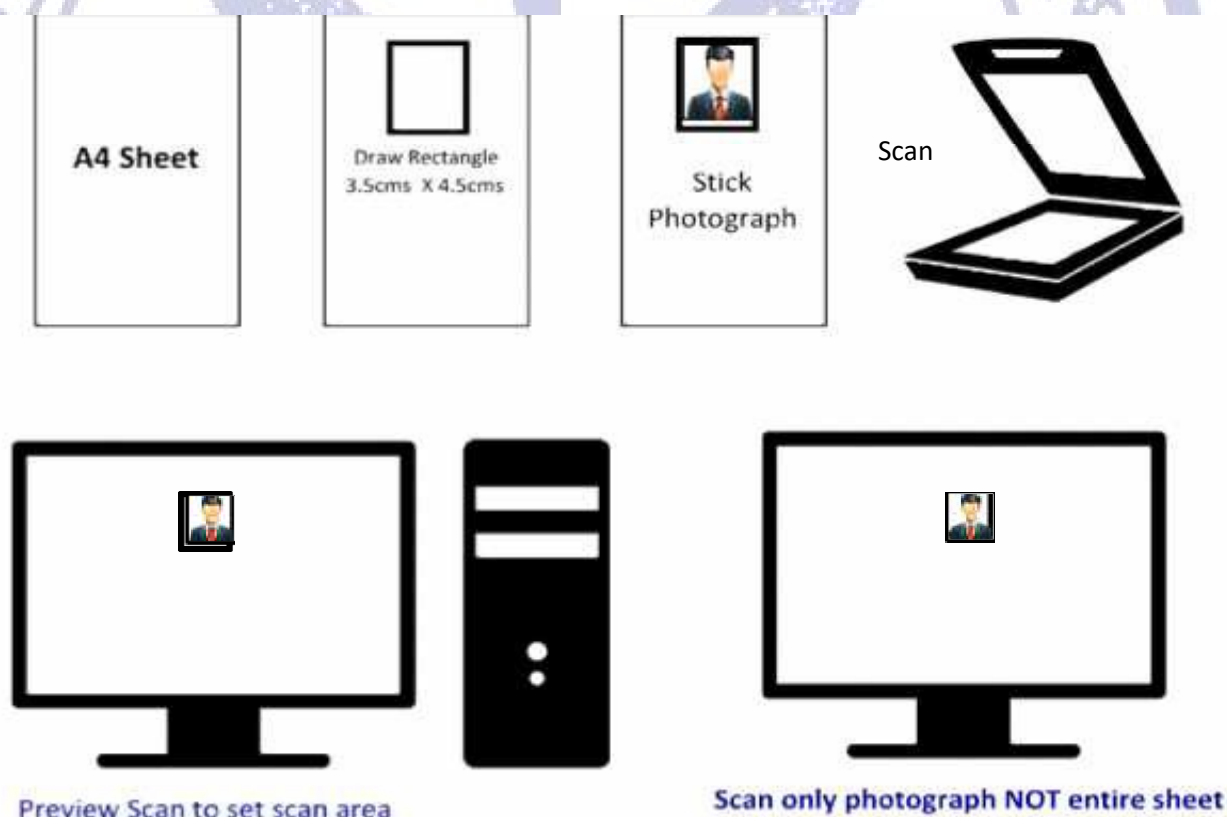
In case you already have a professionally clicked passport size colour photograph follow the following procedure to prepare scanned image of the same.

1. Before you scan the photograph ensure that

- Photo has been taken against a white background without a border and clearly shows your face, eyes and both ears.
- The photograph is of standard passport size (3.5 cm X 4.5 cm, width X height)
- The photograph is recent (within 6 months of online application).

2. Scanning of passport size photograph

- Draw a Box** of 3.5 horizontal and 4.5 vertical size (3.5 cm x 4.5 cm) on a white sheet of paper using a pencil.
- Paste the photograph in the box drawn.
- Put the paper with photograph in the scanner and **scan only the box with photograph** (do not scan the whole sheet of white paper). **Set the scanning to 200 dpi** and scan the photograph. During scanning most software allows selection of the desired area for final scanning after initial preview & scan.
- Save the scanned images** as jpg/jpeg/gif/png as "Photograph.jpg" or "Photograph.jpeg" or "Photograph.gif" or "Photograph.png"
- Resize** the scanned image to 50 – 100 Kb. Use any image editing software to size the image. Maintain the aspect ratio (i.e. relationship of height vs width while resizing)



Checklist before uploading digital image of photo

1. Photograph is in colour with white background.
2. Your face is clearly visible.
3. Size of the image is between 50-100 kb.
4. Image is in .jpg/.jpeg/.gif/.png format.
5. Image is not blurred in the process of editing.

Instruction for preparing digital image of signature

Putting signature inside a box on a white sheet

1. Draw a box of 6 cm x 3 cm (width*height) on a white paper sheet with a pencil.
2. Take a thick tip black/blue ink pen (preferably fountain pen).
3. The person who will be appearing in the examination should sign within the drawn box (full signature).
4. Following kind of signatures are **NOT** acceptable:
 - Signature containing Initials only
 - Signature in CAPITAL LETTERS
 - Signature with overwriting

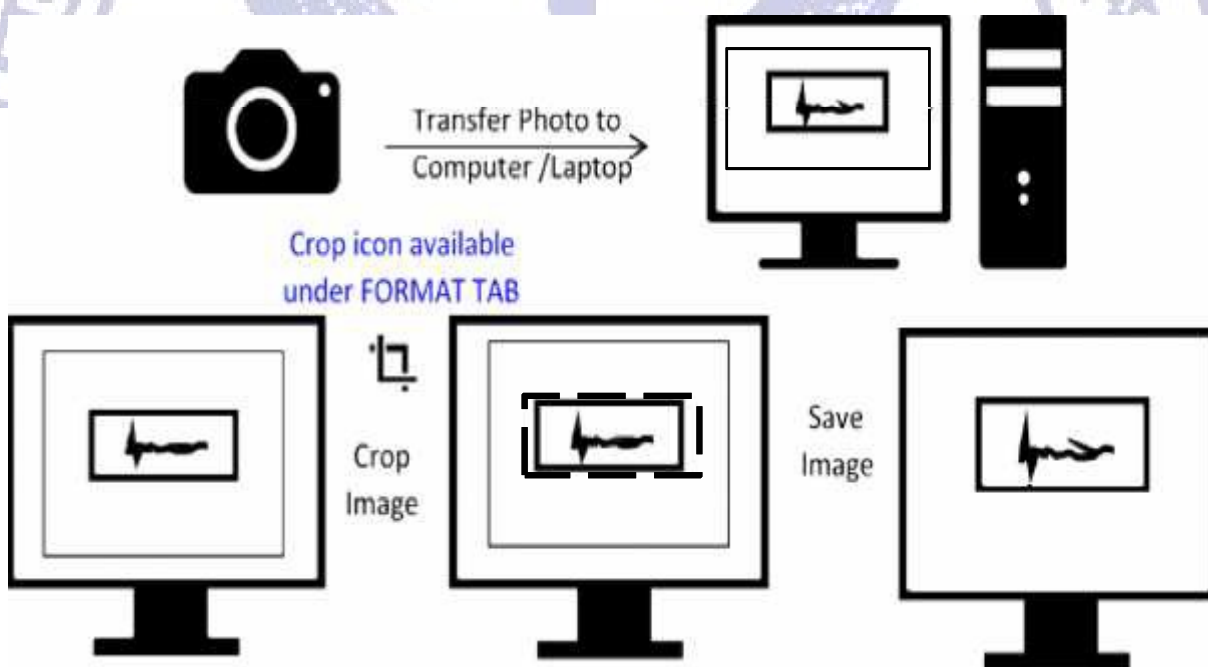


Digital image of your Signature can be made in two ways

- A. Using a digital device to directly image (i.e. camera)
- B. Scanning the signature

A. Preparing digital image of signature using a digital device (camera)

1. Clicking image of signature using a digital device.
 - a) Click the signature within the box in bright light conditions using any digital device (preferably with > 5 megapixel resolution). Avoid using flash.
 - b) Check the shadow of your hands/camera/smartphone etc. does not fall on the sheet.

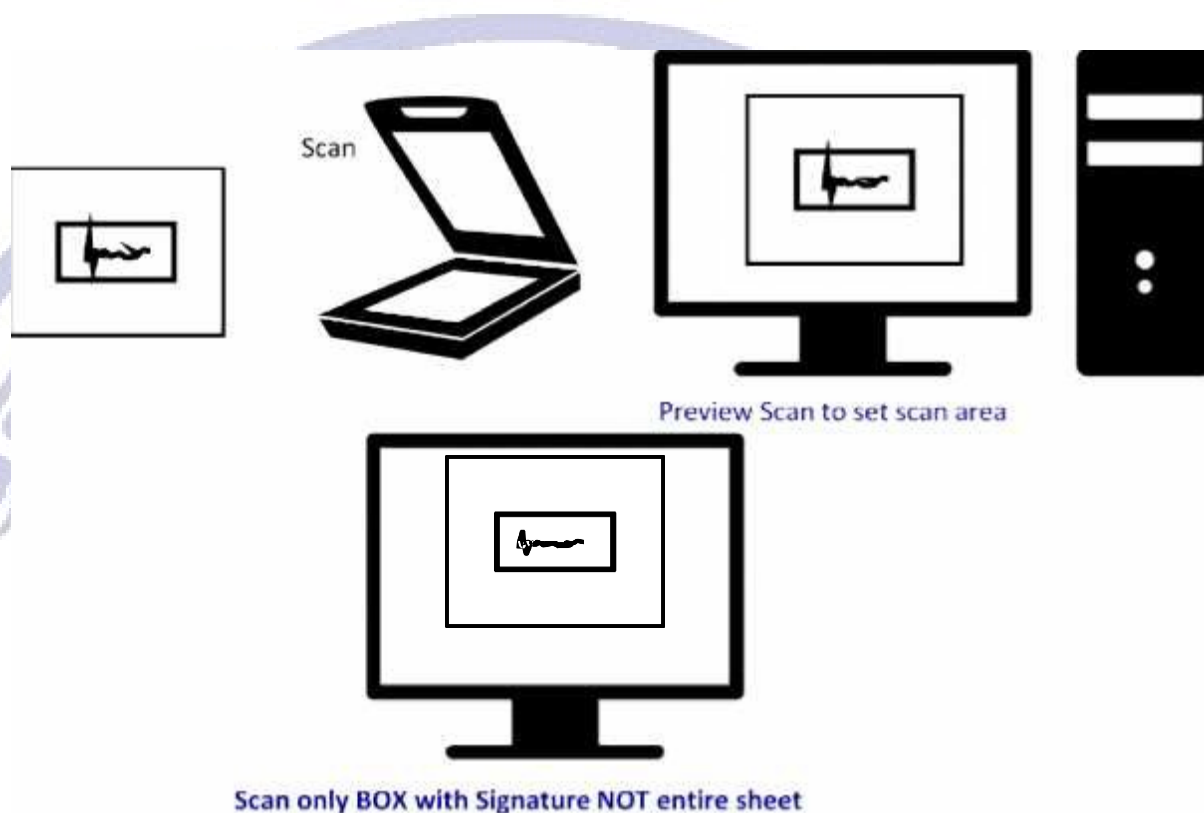


2. Editing digital image of the signature

- a. Transfer the digital image to a computer/laptop.
- b. If required, use **auto-correct feature** of image editing software so that the signature is clear against a white background.
- c. **Crop** the image such that borders of box are reached.
- d. **Resize** the image to 20 – 100 Kb (maintain aspect ratio, i.e. height and width ratio to avoid distortion of image)

B. Scanning the signature

1. Set the scanner to 200 dpi and scan only the box with signature (DO NOT scan the whole sheet)
2. Save the scanned signature as .jpg/.jpeg/.gif/.png image.
3. Re-size the image to 20 to 100 Kb. Size of the image can be checked by right click on the image and then go to "Properties" link. ([Click here](#) to know how to resize a scanned image)



Checklist before uploading digital of signature


1. Signature is clear and without overwriting and against white background
2. Image size is between 20 to 100 Kb
3. Image is in .jpg/.jpeg/.gif/.png format.
4. Image is not blurred in the process of editing

Instruction for preparing digital image of thumb print

Taking a thumb-print

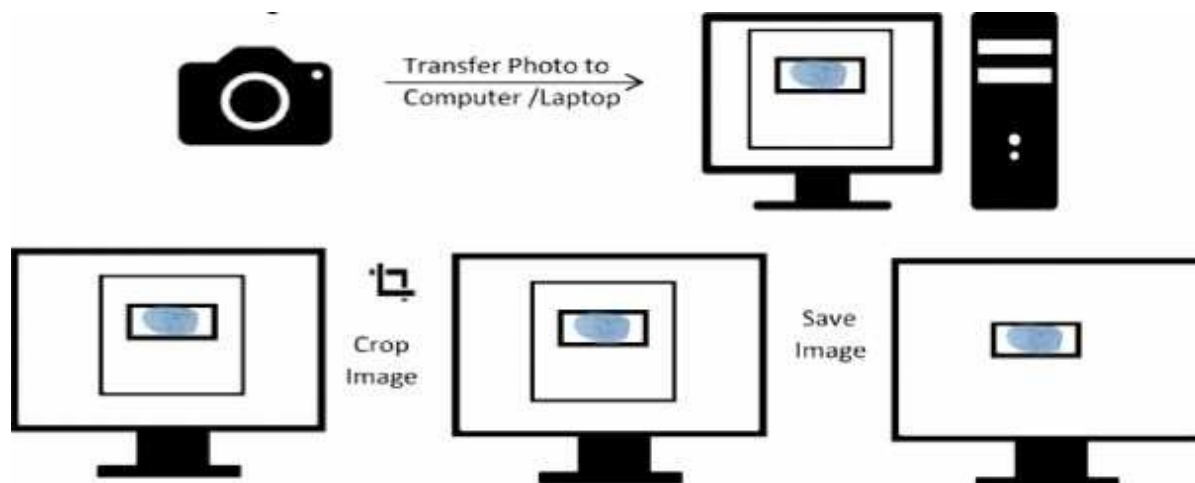
1. Draw a box of 4 cm x 3 cm (width x height) on a white sheet of paper (you may draw more than 1 box to take multiple thumb print and select the best).
2. Use a fresh blue/black colour ink pad.
3. Practice on a sheet of paper to get the proper thumb-print especially the density or darkness of the colour. The impression of the print should be clear and readable; neither dark nor smudged or light.
4. Clean your hands and dry them before you begin (oil/dirt can obscure the prints)
5. Gently press your **LEFT THUMB** against the ink pad and take a horizontal print of your left thumb within the box. Do not press too much or wriggle as it may lead to smudging of print. Preferably take impressions of thumb in more than box.

Preparing digital image of thumb-print using a digital device (camera/smart phone etc)



1. Clicking image of thumb-print using a digital device.

- a. Click the image in **bright light conditions** using any digital device (preferably with > 5-megapixel resolution). Avoid using flash.
- b. Check the shadow of your hands/camera/smartphone etc. does not fall on the sheet.
- c. Click the image and check that it is not blurred due to low light conditions or shaking of hands.

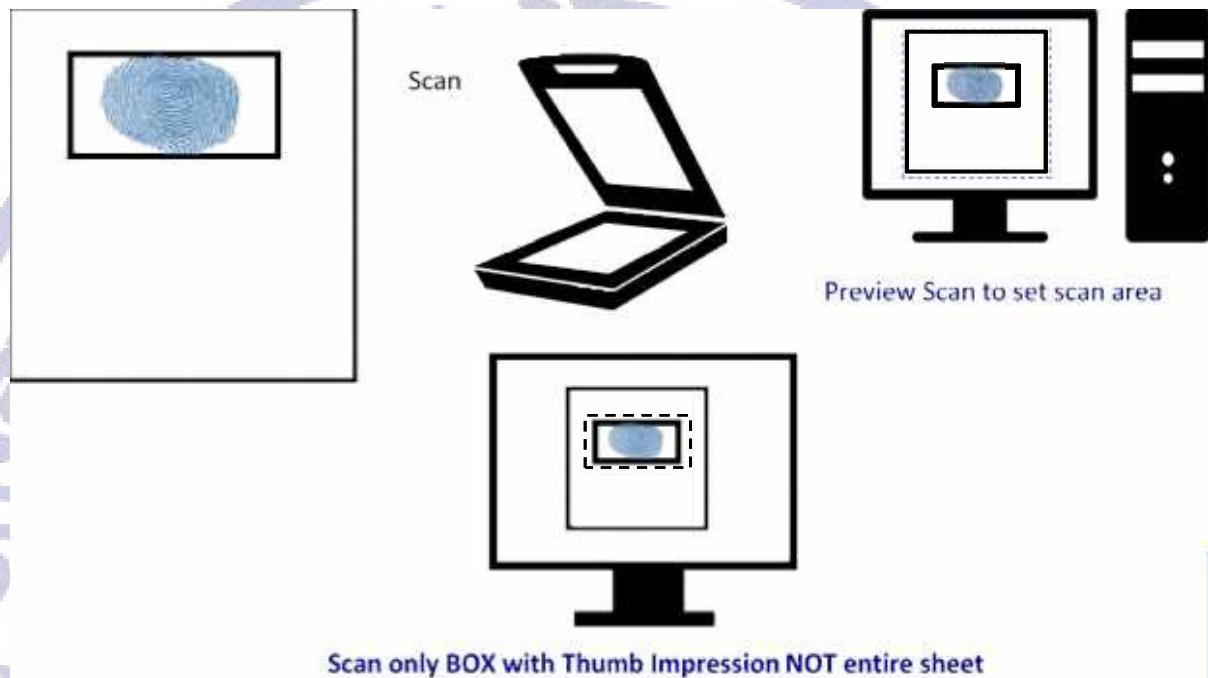


3. Editing digital image of the thumb-print

- a. Transfer the digital image to a computer/laptop.
- b. If required, use **auto-correct feature** of image editing software so that the signature is clear against a white background.
- c. **Crop** the image such that borders of box are reached.
- d. **Resize** the image to 20 – 100 Kb (maintain aspect ratio, i.e. height and width ratio to avoid distortion of image)

Preparing digital image of thumb-print using a scanner





















1. Set the scanner to 200 dpi and scan only the box with signature (**DO NOT** scan the whole sheet)
2. Save the scanned image of thumb-print as .jpg/.jpeg/.gif/.png image.
3. Re-size the image to 20 to 100 Kb. Size of the image can be checked by right click on the image and then go to "Properties" link. ([Click here](#) to know how to resize a scanned image)























Checklist before uploading digital image of thumb-print

1. Thumb-print and lines are clearly visible against white background
2. Image size is between 20 to 100 Kb
3. Image is in .jpg/.jpeg/.gif/.png format.
4. Image is not blurred in the process of editing.









19.1 INSTRUCTIONS ON ACCEPTABLE PHOTOGRAPH

Not acceptable Photograph	Reason for Rejection	Acceptable
	Poor digital Resolution(100x75)  	
	Facial area is less than 50% of total  	
	Coloured background  	
	Shadow on face  	
	Dark/Tinted Spectacles or Sunglasses  	

19.2 INSTRUCTIONS ON ACCEPTABLE PHOTOGRAPH

Not acceptable Photograph	Reason for Rejection	Acceptable
	Too much glare on spectacles  	
	Spectacle rim over eyes  	
	Lock of hair over eyes  	
	Not looking straight into camera  	
	Cropped image  	

19.3 INSTRUCTIONS ON ACCEPTABLE PHOTOGRAPH

Not acceptable Photograph	Reason for Rejection	Acceptable
	Improper flash or Improper lighting ✗ ✓	
	Photo taken with mobile phone (including “selfies”) resulting in distorted face ✗ ✓	
	Distortion due to enlargement of an original smaller image ✗ ✓	
	Black & White Photographs ✗ ✓	

19.4 INSTRUCTIONS FOR UPLOADING LEFT THUMB IMPRESSION

Instructions for Thumb Print upload:

1. Draw a box of 4 cm horizontal and 3 cm vertical (4cmX 3cm)
2. Left thumb impression is required. Use a blue/black ink pad for the thumb impression.
3. Put your thumb print in the box drawn on paper sheet. Do not press thumb too hard or too light. Practice on a sheet of paper before hand so that the right amount of pressure is applied to obtain a clear impression of the lines/curves of thumb impression. Please ensure that the ink is on the entire area of the thumb required for the impression.
4. Scan the box containing the Thumb print only, not the whole sheet at 200 dpi. During scanning most software allows selection of the desired area for final scanning after initial preview & scan.
5. Save the scanned images as jpg/jpeg/gif/png as "Left Thumb Impression.jpg" or "Left Thumb Impression.jpeg" or "Left Thumb Impression.gif" or "Left Thumb Impression.png"
6. Size of the scanned image should be between a minimum of 20 KB and maximum of 100 KB)

While uploading Left Thumb Impression during Online Registration, please refer following Not Acceptable/ Acceptable sample Left Thumb Impression images.



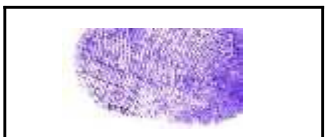
Properly uploaded Left Thumb Impression in .jpg . The Left Thumb Impression is clear and of proper size.in BLUE / BLACK



NOT ACCEPTABLE: Left Thumb Impression Left Thumb



NOT ACCEPTABLE: Left Thumb Impression uploaded is partly obscured by too much ink.



NOT ACCEPTABLE: LeftThumb Impression uploaded is partly cropped / not scanned completely

19.5 INSTRUCTION FOR UPLOADING SIGNATURE

1. Draw a box of size 6 cm horizontal and 3 cm vertical (6cmX3cm)
2. Use a thick tip black/blue ink pen (preferably fountainpen)
3. Sign inside the box drawn only. Signature should be clear without overwriting
4. Scan the box containing the signature only, not the whole sheet at 200 dpi. During scanning most software allows selection of the desired area for final scanning after initial preview & scan.
5. Save the scanned images as jpg/jpeg/gif/png as "Signature.jpg" or "Signature.jpeg" or "Signature.gif" or "Signature.png"
6. Size of the scanned image should be between a minimum of 20 KB and maximum of 100 KB)

While uploading Signature during Online Registration, please refer following Not Acceptable/ Acceptable sample Signature images.

		Properly uploaded signature that is in black with white background . The signature is clear and of proper size.
		NOT ACCEPTABLE: Signature uploaded is very small
		NOT ACCEPTABLE: Signature is in coloured ink
		NOT ACCEPTABLE: Signature uploaded is too light and unclear
		NOT ACCEPTABLE: Signature uploaded alongwith background
		NOT ACCEPTABLE: Signature uploaded is partly obscured by marks / sprinkled ink
		NOT ACCEPTABLE: Signature uploaded is blurred
		NOT ACCEPTABLE: Signature is cropped / not scanned properly

APPENDIX -II: SPECIFIED DISABILITY CLAUSE

A SCHEDULE is annexed regarding, "SPECIFIED DISABILITY" clause (zc) of section 2, that states as under,
1. Physical disability

A. Locomotor disability (a person's inability to execute distinctive activities associated with movement of self and objects resulting from affliction of musculoskeletal or nervous system or both), including—

- (a) "leprosy cured person" means a person who has been cured of leprosy but is suffering from—
 - (i) loss of sensation in hands or feet as well as loss of sensation and paresis in the eye and eye-lid but with no manifest deformity;
 - (ii) manifest deformity and paresis but having sufficient mobility in their hands and feet to enable them to engage in normal economic activity;
 - (iii) extreme physical deformity as well as advanced age which prevents him/her from undertaking any gainful occupation, and the expression "leprosy cured" shall construed accordingly;
- (b) "cerebral palsy" means a Group of non-progressive neurological condition affecting body movements and muscle coordination, caused by damage to one or more specific areas of the brain, usually occurring before, during or shortly after birth;
- (c) "dwarfism" means a medical or genetic condition resulting in an adult height of 4 feet 10 inches (147 centimeters) or less;
- (d) "muscular dystrophy" means a group of hereditary genetic muscle disease that weakens the muscles that move the human body and persons with multiple dystrophy have incorrect and missing information in their genes, which prevents them from making the proteins they need for healthy muscles. It is characterized by progressive skeletal muscle weakness, defects in muscle proteins, and the death of muscle cells and tissue;
- (e) "acid attack victims" means a person disfigured due to violent assaults by throwing of acid or similar corrosive substance.

B. Visual impairment—

- (a) "blindness" means a condition where a person has any of the following conditions, after best correction—
 - (i) total absence of sight; or
 - (ii) visual acuity less than 3/60 or less than 10/200 (Snellen) in the better eye with best possible correction; or 92
 - (iii) limitation of the field of vision subtending an angle of less than 10 degree.
- (b) "low-vision" means a condition where a person has any of the following conditions, namely:—
 - (i) visual acuity not exceeding 6/18 or less than 20/60 upto 3/60 or upto 10/200 (Snellen) in the better eye with best possible corrections; or
 - (ii) limitation of the field of vision subtending an angle of less than 40 degree up to 10 degree.

C. Hearing impairment -

- (a) "deaf" means persons having 70 DB hearing loss in speech frequencies in both ears;
- (b) "hard of hearing" means person having 60 DB to 70 DB hearing loss in speech frequencies in both ears;

D. "Speech and language disability" means a permanent disability arising out of conditions such as laryngectomy or aphasia affecting one or more components of speech and language due to organic or neurological causes.

शरीरमाद्यं खलु धर्मसाधनम्

2. Intellectual disability, a condition characterized by significant limitation both in intellectual functioning (reasoning, learning, problem solving) and in adaptive behavior which covers a range of every day, social and practical skills, including—

- (a) "specific learning disabilities" means a heterogeneous group of conditions wherein there is a deficit in processing language, spoken or written, that may manifest itself as a difficulty to comprehend, speak, read, write, spell, or to do mathematical calculations and includes such conditions as perceptual disabilities, dyslexia, dysgraphia, dyscalculia, dyspraxia and developmental aphasia;
- (b) "autism spectrum disorder" means a neuro-developmental condition typically appearing in the first three years of life that significantly affects a person's ability to communicate, understand relationships and relate to others, and is frequently associated with unusual or stereotypical rituals or behaviours.

3. Mental behaviour, — "mental illness" means a substantial disorder of thinking, mood, perception, orientation or memory that grossly impairs judgment, behaviour, capacity to recognize reality or ability to meet the ordinary demands of life, but does not include retardation which is a condition of arrested or incomplete development of mind of a person, specially characterized by subnormality of intelligence.

4. Disability caused due to—

(a) chronic neurological conditions, such as—

- (i) "multiple sclerosis" means an inflammatory, nervous system disease in which the myelin sheaths around the axons of nerve cells of the brain and spinal cord are damaged, leading to demyelination and affecting the ability of nerve cells in the brain and spinal cord to communicate with each other;
- (ii) "parkinson's disease" means a progressive disease of the nervous system marked by tremor, muscular rigidity, and slow, imprecise movement, chiefly affecting middle-aged and elderly people associated with degeneration of the basal ganglia of the brain and a deficiency of the neurotransmitter dopamine.

(b) Blood disorder—

- (i) "haemophilia" means an inheritable disease, usually affecting only male but transmitted by women to their male children, characterized by loss or impairment of the normal clotting ability of blood so that a minor wound may result in fatal bleeding;
- (ii) "thalassemia" means a group of inherited disorders characterized by reduced or absent amounts of haemoglobin.
- (iii) "sickle cell disease" means a hemolytic disorder characterized by chronic anemia, painful events, and various complications due to associated tissue and organ damage; "hemolytic" refers to the destruction of the cell membrane of red blood cells resulting in the release of hemoglobin.

5. Multiple Disabilities (more than one of the above specified disabilities) including deaf blindness which means a condition in which a person may have combination of hearing and visual impairments causing severe communication, developmental, and educational problems.

6. Any other category as may be notified by the Central Government.

Note: Any amendment to the Schedule to the RPWD Act, 2016, shall consequently stand amended in the above schedule.

PROFORMA FOR OTHER BACKWARD CLASS (OBC) CERTIFICATE

(Certificate to be Produced by other Backward Classes applying for Admission to Central Educational Institutions (CEIs), Under The Government of India)

This is to certify that Shri / Smt./Kum. _____
Son/Daughter of Shri/Smt. _____ of
Village/Town _____ District/Division _____ in the _____ State
belongs to the _____ Community which is recognized as a backward class under:

- (i) Resolution No. 12011/68/93-BCC(C) dated 10/09/93 published in the Gazette of India Extraordinary part I Section I No. 186 dated 13/09/93.
- (ii) Resolution No. 12011/9/94-BCC dated 19/10/94-BCC dated 19/10/94 published in the Gazette of India Extraordinary part I Section I No. 163 dated 20/10/94.
- (iii) Resolution No. 12011/7/95-BCC dated 24/05/95 published in the Gazette of India Extraordinary part I Section I dated 25/05/95.
- (iv) Resolution No. 12011/96/94-BCC dated 09/03/96.
- (v) Resolution No. 12011/44/94-BCC dated 06/12/96 published in the Gazette of India Extraordinary part I Section I No. 210 dated 11/12/96.
- (vi) Resolution No. 12011/13/97-BCC dated 03/12/97.
- (vii) Resolution No. 12011/99/94-BCC dated 11/12/97.
- (viii) Resolution No. 12011/68/98-BCC dated 27/10/99.
- (ix) Resolution No. 12011/88/99-BCC dated 06/12/99 published in the Gazette of India Extraordinary Part I Section I No. 270 dated 06/12/99.
- (x) Resolution No. 12011/36/99-BCC dated 04/04/2000 published in the Gazette of India Extraordinary Part I Section I No. 71 dated 04/04/2000.
- (xi) Resolution No. 12011/44/99-BCC dated 21/09/2000 published in the Gazette of India Extraordinary Part I Section 1 No. 210 dated 21/09/2000
- (xii) Resolution No. 12015/09/2000-BCC dated 06/09/2001.
- (xiii) Resolution No. 12011/01/2001-BCC dated 19/06/2003.
- (xiv) Resolution No. 12011/04/2002-BCC dated 13/01/2004.
- (xv) Resolution No. 12011/09/2004-BCC dated 16/01/2006 published in the Gazette of India Extraordinary Part I Section I No. 210 dated 16/01/2006.

Shri/Smt./Kum. _____ and/or his family ordinarily reside(s)
in the _____ District/Division of _____ State.

This is also to certify that he/she does not belong to the persons/sections (Creamy Layer) mentioned in Column 3 of the Scheduled to the Government of India. Department of Personnel & Training O.M. No. 36012/22/93-Estt. (SCT) dated 08/09/93 which is modified vide OM No. 36033/3/2004 Estt. (Res.) dated 09/03/2004 or the latest notification of the Government of India.

Dated :

District Magistrate/Competent Authority Seal

NOTE:

a) The Term Ordinarily used here will have the same meaning as in Section 20 of the Representation of the People Act, 1950.

(b) The authorities competent to issue Caste Certificates are indicated below:

(i) District Magistrate/Additional Magistrate/Collector/Deputy Commissioner/Additional Deputy Commissioner/Deputy Collector/Ist Class Stipendiary Magistrate/Sub-Divisional Magistrate/ Taluka Magistrate/Executive Magistrate/Extra Assistant Commissioner (not below the rank of Ist Class Stipendiary Magistrate.)

(ii) Chief Presidency Magistrate/Additional Chief Presidency Magistrate/Presidency Magistrate.

(iii) Revenue Officer not below the rank of Tehsildar.

(iv) Sub-Divisional Officer of the area where the candidate and/or his family resides.

Government of.

(Name & Address of the authority issuing the certificate)

INCOME & ASSET CERTIFICATE TO BE PRODUCED BY ECONOMICALLY WEAKER SECTIONS

Certificate No.-----

Date:-----

VALID FOR THE YEAR_____

This is to certify that Shri/Smt./Kumari_____ son/daughter/wife of _____
 permanent resident of _____, Village/Street _____ Post _____ Office _____
 District _____ in the State/Union Territory _____ Pin Code _____ whose
 photograph is attested below belongs to Economically Weaker Sections, since the gross annual
 income* of his/her 'family' * is below Rs. 8 lakh (Rupees Eight Lakh only) for the financial year _____.
 His/her family does not own or possess any of the following assets***:

I. 5 acres of agricultural land and above;

II. Residential flat of 1000 sq. ft. and above;

III. Residential plot of 100 sq. yards and above in notified municipalities;

IV. Residential plot of 200 sq. yards and above in areas other than the notified municipalities.

2. Shri/Smt./Kumari _____ belongs to the caste _____ which is not recognized as a Scheduled Caste,
 Scheduled Tribe and Other Backward Classes (Central List)

Signature with seal of Office _____

Name _____

Designation _____

Recent Passport size
 attested photograph
 of the applicant

*Note1:. Income covered all sources i.e. salary, agriculture, business, profession, etc.

**Note 2: The term "Family" for this purpose include the person, who seeks benefit of reservation, his/her parents and siblings below the age of 18 years as also his/her spouse and children below the age of 18 years

***Note 3: The property held by a "Family" in different locations or different places/cities have been clubbed while applying the land or property holding test to determine EWS status.

FORM OF SC/ST CERTIFICATE PRESCRIBED

Form of certificate as prescribed in M.H.A., O.M., No. 42/21/49-N.G.S. dated the 28.1.1952, as revised in Dept. of Per-& A.R. letter No. 36012/6/76-Est. (S.CT), dated the 29.10.1977, to be produced by candidate belonging to a Scheduled Caste or a Scheduled Tribe in support of his/her claim.

CASTE CERTIFICATE

This is to certify that Shri/Smt./Kum.* son/daughter* of of village/town* in district/Division* of the State/Union Territory* belongs to the Caste/Tribe which is recognised as a Scheduled Caste/Scheduled Tribe* under :

- The Constitution (Scheduled Caste) Order, 1950
- The Constitution (Scheduled Tribe) Order, 1950
- The Constitution (Scheduled Caste) (Union Territories) Order, 1951
- The Constitution (Scheduled Tribe) (Union Territories) Order, 1951

% 1. (as amended by the Scheduled Caste and Scheduled Tribes Lists (Modification) Order, 1956, the Bombay Re-organization Act, 1960, the Punjab Re-organization Act, 1966, the State of Himachal Pradesh Act, 1970 the North Eastern Areas (Re-organization) Act, 1971 and the Scheduled Castes and Scheduled Tribes Orders, (Amendment) Act, 1976). The Constitution (Jammu and Kashmir) Scheduled Caste Order, 1956.

- The Constitution (Andaman and Nicobar Islands) Scheduled Tribes Order, 1959.
- The Constitution (Dadra and Nagar Haveli) Scheduled Caste Order, 1962.
- The Constitution (Dadra and Nagar Haveli) Scheduled Tribes Order, 1962.
- The Constitution (Pondichery) Scheduled Caste Order, 1964
- The Constitution (Uttar Pradesh) (Scheduled Tribes) Order, 1967
- The Constitution (Goa, Daman & Diu) Scheduled Caste Order, 1968.
- The Constitution (Goa, Daman & Diu) Scheduled Tribes Order, 1968.
- The Constitution (Nagaland) Scheduled Tribes Order, 1970.
- The Constitution (Sikkim) Scheduled Caste Order, 1978.
- The Constitution (Sikkim) Scheduled Tribes Order, 1978.

% 2. Applicable in the case of Scheduled Caste/Schedule Tribe persons who have migrated from one State/ Union Territory Administration:

This certificate is issued on the basis of the Scheduled Caste/Scheduled Tribe certificate issued to Shri / Smt* father/mother of Shri/Smt/Kum* of village/town* in District/Division* of the State/Union Territory* who belongs to the caste/tribe which is recognised as a Scheduled Caste/Scheduled Tribe* in the State/Union Territory* issued by the (name of prescribed authority) vide their No date % 3. Shri*/Smt.*/Kum* and/or his/her* family ordinary reside(s) in village/town* of the State/Union Territory of Signature

Place State/Union Territory **Designation
Date (With seal of Office)

• Please delete the words which are not applicable.

• Please quote specific Presidential Order.

% Delete the paragraph which is not applicable.

**Should be signed by the Authorities empowered to issue Scheduled Caste/Scheduled Tribe certificates as specified above.

शरीरमाद्यं खलु धर्मसाधनम्

Note:

The information will appear in the website strictly as per time schedule laid down in the prospectus. Telephonic queries / written requests prior to the scheduled date mentioned in the prospectus regarding receipt of application, acceptance, hosting of admit cards etc. will not be entertained.

For enquiries relating to Entrance Examination please contact:

**Assistant Controller (Exams)
Examination Section
All India Institute of Medical Sciences (AIIMS)
Ansari Nagar, New Delhi -110 608
Tel: 26589900, 26588500 Extn. 6421, 4499, 6422
Fax: 011 2658 8789**

DISCLAIMER

The prospectus is a compilation of information obtained and collated from Examination and Academic Sections of AIIMS, New Delhi, other new AIIMS and related sources. Due care has been taken to faithfully reproduce the information provided by various sources.

The AIIMS, New Delhi disclaims any liability towards any individual or group of individuals for any loss or damages caused due to him/her arising out of any action taken on the basis of any information contained in this prospectus that may be due to inadvertent omissions or errors or for any other reason whatsoever.

The AIIMS, New Delhi reserves the right to suitably modify, update or delete or add any part of the prospectus as may be considered necessary by the competent authorities.